

Appendices

# APPENDIX B TRAFFIC COUNT DATA

<b>LOCATION:</b> William Hilton Pkwy between Whooping Crane Way and Beach City Road <b>SPECIFIC LOCATION:</b> William Hilton Pkwy between Whooping Crane Way and Beach City Road <b>CITY/STATE:</b> Hilton Head Island, SC															<b>QC JOB #:</b> 14613214 <b>DIRECTION:</b> EB <b>DATE:</b> Feb 08 2018		
Start Time	15	20	25	30	35	40	45	50	55	60	65	70	75	999	Total	Pace Speed	Number in Pace
12:00 AM	0	0	0	0	0	0	3	4	1	0	0	0	0	0	8	41-50	7
12:15 AM	0	0	0	0	0	0	5	1	0	0	0	0	0	0	6	41-50	5
12:30 AM	0	0	0	0	1	2	6	3	3	1	0	0	0	0	16	41-50	9
12:45 AM	0	0	0	0	0	1	3	5	2	0	0	0	0	0	11	41-50	8
1:00 AM	0	0	0	0	0	0	0	1	1	0	0	0	0	0	2	46-55	2
1:15 AM	0	0	0	0	0	0	6	3	0	0	0	0	0	0	9	41-50	9
1:30 AM	0	0	0	0	0	0	4	7	0	0	0	0	0	0	11	42-51	10
1:45 AM	0	0	0	0	0	0	0	4	0	0	0	0	0	0	4	41-50	4
2:00 AM	0	0	0	0	0	0	2	3	0	0	0	0	0	0	5	43-52	4
2:15 AM	0	0	0	0	0	0	0	1	2	0	0	0	0	0	3	46-55	3
2:30 AM	0	0	0	0	0	0	2	3	2	1	0	0	0	0	8	46-55	5
2:45 AM	0	0	0	0	0	0	2	1	0	0	0	0	0	0	3	41-50	3
3:00 AM	0	0	0	0	0	1	3	0	0	0	0	0	0	0	4	36-45	4
3:15 AM	0	0	0	0	0	2	2	1	1	0	0	0	0	0	6	36-45	4
3:30 AM	0	0	0	0	1	0	5	2	1	0	0	0	0	0	9	41-50	7
3:45 AM	0	0	0	0	0	1	5	5	3	0	0	0	0	0	14	41-50	10
4:00 AM	0	0	0	0	0	1	5	1	4	0	0	0	0	0	11	36-45	6
4:15 AM	0	0	0	0	0	3	2	3	3	0	0	0	0	0	11	47-56	5
4:30 AM	0	0	0	0	0	2	2	8	5	0	0	0	0	0	17	46-55	13
4:45 AM	0	0	0	0	0	1	3	16	6	1	0	0	0	0	27	46-55	22
5:00 AM	0	0	0	0	1	5	8	9	3	0	0	0	0	0	26	41-50	17
5:15 AM	1	0	0	1	0	3	9	17	4	1	0	0	0	0	36	41-50	25
5:30 AM	0	0	0	2	1	5	13	18	9	0	0	0	0	0	48	41-50	31
5:45 AM	1	0	1	0	1	4	18	28	16	4	0	0	0	0	73	43-52	45
Day Total																	
Percent																	
AM Peak Volume																	
PM Peak Volume																	
Comments:																	

<b>LOCATION:</b> William Hilton Pkwy between Whooping Crane Way and Beach City Road <b>SPECIFIC LOCATION:</b> William Hilton Pkwy between Whooping Crane Way and Beach City Road <b>CITY/STATE:</b> Hilton Head Island, SC															<b>QC JOB #:</b> 14613214 <b>DIRECTION:</b> EB <b>DATE:</b> Feb 08 2018		
Start Time	1 15	16 20	21 25	26 30	31 35	36 40	41 45	46 50	51 55	56 60	61 65	66 70	71 75	76 999	Total	Pace Speed	Number in Pace
6:00 AM	0	0	0	0	1	2	17	29	17	3	0	0	0	0	69	46-55	46
6:15 AM	0	0	0	0	3	3	22	51	28	5	1	0	0	0	113	46-55	78
6:30 AM	4	0	0	0	4	9	44	87	27	3	0	0	0	0	178	41-50	131
6:45 AM	12	0	0	5	9	20	105	87	23	6	0	0	0	0	267	41-50	191
7:00 AM	10	0	0	0	3	16	99	148	40	2	0	0	0	0	318	41-50	247
7:15 AM	12	0	0	2	5	28	128	162	20	1	0	0	0	0	358	41-50	289
7:30 AM	11	0	0	0	8	51	210	156	15	2	0	0	0	0	453	41-50	366
7:45 AM	17	0	0	2	12	72	276	125	24	0	0	0	0	0	528	41-50	401
8:00 AM	9	0	0	2	9	44	187	100	36	3	1	0	0	0	391	41-50	287
8:15 AM	6	0	0	5	9	35	166	163	24	3	0	0	0	0	411	41-50	329
8:30 AM	17	0	0	1	8	33	217	117	17	2	0	0	0	0	412	41-50	333
8:45 AM	12	0	0	4	7	54	215	144	17	0	1	0	0	0	454	41-50	358
9:00 AM	11	0	0	0	7	16	173	167	17	2	0	0	0	0	393	41-50	339
9:15 AM	11	0	0	0	2	21	105	121	45	12	2	2	3	5	329	41-50	225
9:30 AM	11	0	1	1	1	34	125	125	21	0	0	0	0	0	319	41-50	250
9:45 AM	13	0	0	5	10	70	158	88	13	0	0	0	0	0	357	41-50	246
10:00 AM	4	0	0	2	1	24	121	129	34	1	0	0	0	0	316	41-50	250
10:15 AM	7	0	0	1	5	20	97	173	28	0	0	0	0	0	331	41-50	270
10:30 AM	9	0	0	2	2	25	129	134	21	0	0	1	0	0	323	41-50	263
10:45 AM	16	0	0	0	14	40	172	106	24	2	0	0	0	0	374	41-50	278
11:00 AM	11	0	0	1	5	21	152	91	9	3	1	0	0	0	294	41-50	242
11:15 AM	11	0	0	1	9	31	127	116	23	1	1	0	0	0	320	41-50	242
11:30 AM	11	0	0	0	6	31	171	105	17	2	0	0	0	0	343	41-50	276
11:45 AM	9	0	0	1	3	120	156	81	8	0	0	0	0	0	378	36-45	276
Day Total																	
Percent																	
AM Peak Volume																	
PM Peak Volume																	
Comments:																	

<b>LOCATION:</b> William Hilton Pkwy between Whooping Crane Way and Beach City Road <b>SPECIFIC LOCATION:</b> William Hilton Pkwy between Whooping Crane Way and Beach City Road <b>CITY/STATE:</b> Hilton Head Island, SC															<b>QC JOB #:</b> 14613214 <b>DIRECTION:</b> EB <b>DATE:</b> Feb 08 2018		
Start Time	1 15	16 20	21 25	26 30	31 35	36 40	41 45	46 50	51 55	56 60	61 65	66 70	71 75	76 999	Total	Pace Speed	Number in Pace
12:00 PM	11	0	0	0	6	43	223	101	19	0	0	0	0	0	403	41-50	324
12:15 PM	10	0	0	1	14	100	164	71	11	4	0	0	0	0	375	36-45	264
12:30 PM	6	0	0	1	2	78	195	90	9	2	0	0	0	0	383	41-50	285
12:45 PM	11	0	0	1	12	67	164	87	19	1	0	0	0	0	362	41-50	250
1:00 PM	11	0	0	0	0	38	151	101	26	4	0	0	0	0	331	41-50	251
1:15 PM	10	0	0	4	2	68	175	72	11	0	0	0	0	0	342	41-50	246
1:30 PM	10	0	0	1	9	95	188	64	5	0	0	0	0	0	372	36-45	283
1:45 PM	10	0	0	2	8	93	188	72	5	1	0	0	0	0	379	36-45	281
2:00 PM	11	0	0	1	16	90	152	73	11	0	0	0	0	0	354	36-45	241
2:15 PM	12	0	0	1	7	71	199	78	13	1	0	0	0	0	382	41-50	277
2:30 PM	11	0	0	1	4	80	193	88	9	0	0	0	0	0	386	41-50	281
2:45 PM	17	0	0	1	16	76	188	75	11	1	0	0	0	0	385	36-45	264
3:00 PM	17	0	0	0	11	100	194	81	11	1	0	0	0	0	415	36-45	294
3:15 PM	8	0	0	1	1	45	147	91	16	2	0	0	0	0	311	41-50	237
3:30 PM	10	0	0	2	6	40	147	103	22	0	0	0	0	0	330	41-50	250
3:45 PM	15	0	0	0	12	103	160	81	11	4	0	0	0	0	386	36-45	263
4:00 PM	15	0	0	2	1	82	216	72	10	0	0	0	0	0	398	36-45	298
4:15 PM	11	0	0	1	2	98	171	61	18	3	0	0	0	0	365	36-45	269
4:30 PM	12	0	0	1	7	45	195	83	8	1	0	0	0	0	352	41-50	278
4:45 PM	10	0	0	0	5	110	169	45	6	0	0	0	0	0	345	36-45	279
5:00 PM	5	0	0	0	12	58	162	97	16	1	0	0	0	0	351	41-50	258
5:15 PM	6	0	0	0	1	52	179	69	12	0	1	0	0	0	320	41-50	248
5:30 PM	5	0	0	1	3	50	167	82	14	0	0	0	0	0	322	41-50	248
5:45 PM	5	0	0	0	4	44	197	69	13	1	0	0	0	0	333	41-50	266
Day Total																	
Percent																	
AM Peak Volume																	
PM Peak Volume																	
Comments:																	

<b>LOCATION:</b> William Hilton Pkwy between Whooping Crane Way and Beach City Road <b>SPECIFIC LOCATION:</b> William Hilton Pkwy between Whooping Crane Way and Beach City Road <b>CITY/STATE:</b> Hilton Head Island, SC															<b>QC JOB #:</b> 14613214 <b>DIRECTION:</b> EB <b>DATE:</b> Feb 08 2018			
Start Time	1 15	16 20	21 25	26 30	31 35	36 40	41 45	46 50	51 55	56 60	61 65	66 70	71 75	76 999	Total	Pace Speed	Number in Pace	
6:00 PM	5	0	0	0	7	29	115	122	26	6	0	0	0	0	310	41-50	236	
6:15 PM	4	0	0	0	2	28	185	96	16	3	0	0	0	0	334	41-50	281	
6:30 PM	3	0	0	0	1	20	152	100	16	2	1	0	0	0	295	41-50	252	
6:45 PM	2	0	0	1	2	38	131	93	13	0	0	0	0	0	280	41-50	224	
7:00 PM	1	0	0	1	0	14	65	102	20	2	0	0	0	0	205	41-50	167	
7:15 PM	2	0	0	0	0	11	76	89	26	3	0	0	0	0	207	41-50	165	
7:30 PM	3	0	0	1	0	7	53	76	32	7	0	0	0	0	179	41-50	128	
7:45 PM	0	0	0	0	0	5	44	71	31	1	0	0	0	0	152	41-50	114	
8:00 PM	1	0	0	0	0	21	46	52	20	2	0	0	0	0	142	41-50	98	
8:15 PM	2	0	0	1	1	4	44	64	18	3	2	0	0	0	139	41-50	108	
8:30 PM	2	0	0	0	3	10	35	62	15	0	0	0	2	0	129	41-50	97	
8:45 PM	0	0	0	0	0	0	27	35	28	1	1	0	0	0	92	46-55	62	
9:00 PM	0	0	0	0	1	11	16	50	21	1	0	0	0	0	100	46-55	71	
9:15 PM	2	0	0	0	0	2	20	47	15	2	0	0	0	0	88	41-50	67	
9:30 PM	1	0	0	0	1	7	28	34	15	1	0	0	0	0	87	41-50	61	
9:45 PM	0	0	0	1	0	1	20	43	13	3	1	0	0	0	82	41-50	63	
10:00 PM	1	0	0	0	0	4	24	26	9	3	1	0	0	0	68	41-50	50	
10:15 PM	2	0	0	0	1	4	11	23	9	0	0	0	0	0	50	41-50	34	
10:30 PM	1	0	0	0	3	4	16	29	7	1	0	0	0	0	61	41-50	44	
10:45 PM	0	0	0	1	0	1	14	14	6	1	0	0	0	0	37	41-50	27	
11:00 PM	0	0	0	0	1	2	7	13	4	1	0	0	0	0	28	41-50	20	
11:15 PM	0	0	0	0	0	2	16	12	5	2	0	0	0	0	37	41-50	27	
11:30 PM	1	0	0	0	1	3	10	14	3	1	0	0	0	0	33	41-50	23	
11:45 PM	0	0	0	0	0	0	6	13	5	0	0	0	0	0	24	41-50	19	
<b>Day Total</b>	518	0	2	66	333	2805	8925	6135	1293	134	14	3	5	5	20238	41-50	15060	
<b>Percent</b>	2.6%	0.0%	0.0%	0.3%	1.6%	13.9%	44.1%	30.3%	6.4%	0.7%	0.1%	0.0%	0.0%	0.0%				
<b>ADT 20238</b>																		
<b>AM Peak</b>	7:45 AM		5:45 AM	6:45 AM	10:45 AM	11:45 AM	7:45 AM	10:15 AM	9:15 AM	9:15 AM	9:15 AM	9:15 AM	9:15 AM	9:15 AM	7:45 AM			
<b>Volume</b>	17		1	5	14	120	276	173	45	12	2	2	3	5	528			
<b>PM Peak</b>	2:45 PM		1:15 PM	2:00 PM	4:45 PM	12:00 PM	6:00 PM	7:30 PM	7:30 PM	8:15 PM		8:30 PM		3:00 PM				
<b>Volume</b>	17		4	16	110	223	122	32	7	2		2		415				
<b>Comments:</b>																		

<b>LOCATION:</b> William Hilton Pkwy between Whooping Crane Way and Beach City Road														<b>QC JOB #:</b> 14613214			
<b>SPECIFIC LOCATION:</b> William Hilton Pkwy between Whooping Crane Way and Beach City Road														<b>DIRECTION:</b> EB			
<b>CITY/STATE:</b> Hilton Head Island, SC														<b>DATE:</b> Feb 08 2018 - Feb 08 2018			
Start Time	1 15	16 20	21 25	26 30	31 35	36 40	41 45	46 50	51 55	56 60	61 65	66 70	71 75	76 999	Total	Pace Speed	Number in Pace
<b>Grand Total</b>	518	0	2	66	333	2805	8925	6135	1293	134	14	3	5	5	20238	41-50	15060
<b>Percent</b>	2.6%	0.0%	0.0%	0.3%	1.6%	13.9%	44.1%	30.3%	6.4%	0.7%	0.1%	0.0%	0.0%	0.0%			
<b>Cumulative Percent</b>	2.6%	2.6%	2.6%	2.9%	4.5%	18.4%	62.5%	92.8%	99.2%	99.9%	99.9%	100.0%	100.0%	100.0%			
<b>ADT 20238</b>															<b>85th Percentile</b> 48 MPH <b>Mean Speed(Average)</b> 43 MPH <b>Median</b> 43 MPH <b>Mode</b> 43 MPH		
<i>Comments:</i>																	



<b>LOCATION:</b> William Hilton Pkwy between Whooping Crane Way and Beach City Road <b>SPECIFIC LOCATION:</b> William Hilton Pkwy between Whooping Crane Way and Beach City Road <b>CITY/STATE:</b> Hilton Head Island, SC														<b>QC JOB #:</b> 14613214 <b>DIRECTION:</b> EB <b>DATE:</b> Feb 08 2018	
Start Time	Motor-cycles	Cars & Trailer	2 Axle Long	Buses	2 Axle 6 Tire	3 Axle Single	4 Axle Single	<5 Axle Double	5 Axle Double	>6 Axle Double	<6 Axle Multi	6 Axle Multi	>6 Axle Multi	Not Classified	Total
12:00 AM	0	6	2	0	0	0	0	0	0	0	0	0	0	0	8
12:15 AM	0	3	3	0	0	0	0	0	0	0	0	0	0	0	6
12:30 AM	0	13	2	0	1	0	0	0	0	0	0	0	0	0	16
12:45 AM	0	10	1	0	0	0	0	0	0	0	0	0	0	0	11
1:00 AM	0	1	1	0	0	0	0	0	0	0	0	0	0	0	2
1:15 AM	0	8	1	0	0	0	0	0	0	0	0	0	0	0	9
1:30 AM	0	11	0	0	0	0	0	0	0	0	0	0	0	0	11
1:45 AM	0	3	1	0	0	0	0	0	0	0	0	0	0	0	4
2:00 AM	0	4	0	0	0	1	0	0	0	0	0	0	0	0	5
2:15 AM	0	3	0	0	0	0	0	0	0	0	0	0	0	0	3
2:30 AM	0	7	1	0	0	0	0	0	0	0	0	0	0	0	8
2:45 AM	0	2	0	1	0	0	0	0	0	0	0	0	0	0	3
3:00 AM	0	2	0	0	1	0	0	0	1	0	0	0	0	0	4
3:15 AM	0	6	0	0	0	0	0	0	0	0	0	0	0	0	6
3:30 AM	0	7	2	0	0	0	0	0	0	0	0	0	0	0	9
3:45 AM	0	11	1	0	0	1	0	1	0	0	0	0	0	0	14
4:00 AM	0	7	2	0	0	0	0	0	1	0	0	1	0	0	11
4:15 AM	0	9	2	0	0	0	0	0	0	0	0	0	0	0	11
4:30 AM	0	10	6	0	0	0	0	0	1	0	0	0	0	0	17
4:45 AM	0	23	2	0	0	0	0	1	1	0	0	0	0	0	27
5:00 AM	0	20	3	0	0	0	0	1	1	0	0	1	0	0	26
5:15 AM	0	28	3	2	0	0	0	1	1	0	0	0	0	1	36
5:30 AM	0	39	9	0	0	0	0	0	0	0	0	0	0	0	48
5:45 AM	0	55	10	2	2	0	0	1	2	0	0	0	0	1	73
Day Total															
Percent															
AM Peak															
Volume															
PM Peak															
Volume															
<i>Comments:</i>															

<b>LOCATION:</b> William Hilton Pkwy between Whooping Crane Way and Beach City Road <b>SPECIFIC LOCATION:</b> William Hilton Pkwy between Whooping Crane Way and Beach City Road <b>CITY/STATE:</b> Hilton Head Island, SC														<b>QC JOB #:</b> 14613214 <b>DIRECTION:</b> EB <b>DATE:</b> Feb 08 2018	
Start Time	Motor-cycles	Cars & Trailer	2 Axle Long	Buses	2 Axle 6 Tire	3 Axle Single	4 Axle Single	<5 Axle Double	5 Axle Double	>6 Axle Double	<6 Axle Multi	6 Axle Multi	>6 Axle Multi	Not Classified	Total
6:00 AM	0	45	17	0	0	4	0	2	0	0	0	1	0	0	69
6:15 AM	1	73	28	4	2	2	0	2	1	0	0	0	0	0	113
6:30 AM	2	122	26	5	10	3	0	5	1	0	0	0	0	4	178
6:45 AM	1	179	51	0	9	5	1	3	0	2	0	3	0	13	267
7:00 AM	4	189	86	1	11	2	2	7	2	0	1	0	1	12	318
7:15 AM	9	241	69	2	12	0	1	9	1	1	0	0	0	13	358
7:30 AM	12	302	97	2	8	2	0	9	2	4	1	0	1	13	453
7:45 AM	13	365	87	6	24	2	1	10	1	2	0	0	0	17	528
8:00 AM	7	272	84	2	1	4	0	10	0	0	1	0	0	10	391
8:15 AM	10	286	79	1	8	3	5	8	1	1	0	1	0	8	411
8:30 AM	5	286	74	3	9	4	2	9	1	0	0	2	0	17	412
8:45 AM	9	298	90	2	20	5	1	9	2	5	0	0	0	13	454
9:00 AM	0	267	83	0	7	1	0	15	2	2	0	0	2	14	393
9:15 AM	5	202	79	4	19	1	1	3	0	2	0	0	1	12	329
9:30 AM	8	211	63	1	9	3	1	8	0	3	0	0	0	12	319
9:45 AM	9	240	71	2	7	2	1	9	0	2	1	0	0	13	357
10:00 AM	13	220	49	1	11	2	3	6	3	2	2	0	0	4	316
10:15 AM	6	244	62	0	3	0	2	4	2	1	0	0	0	7	331
10:30 AM	10	228	49	2	14	2	0	7	0	1	0	0	0	10	323
10:45 AM	14	265	51	2	12	2	1	2	1	3	2	0	1	18	374
11:00 AM	5	211	40	3	9	4	1	5	1	2	1	0	0	12	294
11:15 AM	5	239	50	0	5	2	0	6	0	1	1	0	0	11	320
11:30 AM	12	239	54	3	10	2	1	3	2	3	1	1	0	12	343
11:45 AM	11	285	48	3	7	2	2	4	1	1	1	0	1	12	378
Day Total															
Percent															
AM Peak Volume															
PM Peak Volume															
Comments:															



<b>LOCATION:</b> William Hilton Pkwy between Whooping Crane Way and Beach City Road <b>SPECIFIC LOCATION:</b> William Hilton Pkwy between Whooping Crane Way and Beach City Road <b>CITY/STATE:</b> Hilton Head Island, SC														<b>QC JOB #:</b> 14613214 <b>DIRECTION:</b> EB <b>DATE:</b> Feb 08 2018	
Start Time	Motor-cycles	Cars & Trailer	2 Axle Long	Buses	2 Axle 6 Tire	3 Axle Single	4 Axle Single	<5 Axle Double	5 Axle Double	>6 Axle Double	<6 Axle Multi	6 Axle Multi	>6 Axle Multi	Not Classified	Total
12:00 PM	12	295	65	1	8	1	0	6	0	0	2	1	0	12	403
12:15 PM	6	294	43	3	7	1	3	5	0	0	0	1	1	11	375
12:30 PM	12	293	60	2	3	2	1	2	1	1	0	0	0	6	383
12:45 PM	11	280	38	1	7	3	1	2	1	5	0	0	0	13	362
1:00 PM	5	242	48	0	12	0	0	9	1	1	0	0	1	12	331
1:15 PM	15	242	51	3	5	1	1	8	2	0	0	2	0	12	342
1:30 PM	5	302	41	2	4	2	2	2	0	1	0	0	1	10	372
1:45 PM	9	287	54	1	7	4	1	4	0	0	0	1	0	11	379
2:00 PM	7	283	34	3	9	1	0	4	0	1	0	1	0	11	354
2:15 PM	12	302	44	0	6	1	0	1	1	0	1	0	1	13	382
2:30 PM	3	303	48	0	7	3	0	6	1	1	1	1	0	12	386
2:45 PM	6	294	48	2	7	0	1	3	0	5	0	0	0	19	385
3:00 PM	13	308	49	3	7	7	2	5	0	1	1	1	0	18	415
3:15 PM	0	222	51	1	7	2	3	9	0	3	2	1	0	10	311
3:30 PM	5	260	41	0	5	3	0	2	1	1	1	0	0	11	330
3:45 PM	6	302	40	0	7	4	1	7	1	1	0	1	1	15	386
4:00 PM	10	310	43	4	3	2	1	4	1	0	1	1	0	18	398
4:15 PM	16	265	54	5	2	1	2	5	1	0	1	0	0	13	365
4:30 PM	6	278	45	1	6	0	0	2	0	0	2	0	0	12	352
4:45 PM	8	282	31	0	5	2	0	5	0	1	0	0	0	11	345
5:00 PM	7	276	49	0	3	2	1	5	0	2	0	0	0	6	351
5:15 PM	11	253	35	0	4	0	1	6	0	1	0	0	0	9	320
5:30 PM	10	261	38	0	1	0	0	4	0	2	0	0	0	6	322
5:45 PM	7	256	48	1	8	0	0	4	0	0	0	0	2	7	333
Day Total															
Percent															
AM Peak Volume															
PM Peak Volume															
Comments:															

<b>LOCATION:</b> William Hilton Pkwy between Whooping Crane Way and Beach City Road <b>SPECIFIC LOCATION:</b> William Hilton Pkwy between Whooping Crane Way and Beach City Road <b>CITY/STATE:</b> Hilton Head Island, SC														<b>QC JOB #:</b> 14613214 <b>DIRECTION:</b> EB <b>DATE:</b> Feb 08 2018	
Start Time	Motor-cycles	Cars & Trailer	2 Axle Long	Buses	2 Axle 6 Tire	3 Axle Single	4 Axle Single	<5 Axle Double	5 Axle Double	>6 Axle Double	<6 Axle Multi	6 Axle Multi	>6 Axle Multi	Not Classified	Total
6:00 PM	7	246	42	1	3	1	0	4	0	1	0	0	0	5	310
6:15 PM	12	264	42	0	5	1	0	3	0	1	0	0	0	6	334
6:30 PM	13	231	38	0	4	0	0	3	1	0	0	1	0	4	295
6:45 PM	0	229	36	1	7	1	0	2	1	0	0	0	1	2	280
7:00 PM	0	175	26	0	1	1	0	0	0	1	0	0	0	1	205
7:15 PM	6	161	32	0	2	0	0	0	1	2	0	0	0	3	207
7:30 PM	2	138	32	0	2	0	0	1	0	1	0	0	0	3	179
7:45 PM	0	120	27	0	4	0	0	0	0	0	0	0	1	0	152
8:00 PM	1	115	23	0	2	0	0	0	0	0	0	0	0	1	142
8:15 PM	0	113	18	1	5	0	0	0	0	0	0	0	0	2	139
8:30 PM	0	108	17	0	1	0	1	0	0	0	0	0	0	2	129
8:45 PM	0	75	15	0	2	0	0	0	0	0	0	0	0	0	92
9:00 PM	0	86	11	0	2	0	0	1	0	0	0	0	0	0	100
9:15 PM	3	66	14	0	1	0	0	1	0	0	1	0	0	2	88
9:30 PM	0	74	12	0	0	0	0	0	0	0	0	0	0	1	87
9:45 PM	0	65	16	0	0	0	0	0	1	0	0	0	0	0	82
10:00 PM	0	60	7	0	0	0	0	0	0	0	0	0	0	1	68
10:15 PM	0	35	10	0	2	0	0	1	0	0	0	0	0	2	50
10:30 PM	0	51	6	0	3	0	0	0	0	0	0	0	0	1	61
10:45 PM	0	32	4	0	1	0	0	0	0	0	0	0	0	0	37
11:00 PM	0	22	6	0	0	0	0	0	0	0	0	0	0	0	28
11:15 PM	1	32	4	0	0	0	0	0	0	0	0	0	0	0	37
11:30 PM	0	27	5	0	0	0	0	0	0	0	0	0	0	1	33
11:45 PM	0	20	3	0	1	0	0	0	0	0	0	0	0	0	24
<b>Day Total</b>	418	15032	3083	90	419	107	48	286	47	71	25	22	16	574	20238
<b>Percent</b>	2.1%	74.3%	15.2%	0.4%	2.1%	0.5%	0.2%	1.4%	0.2%	0.4%	0.1%	0.1%	0.1%	2.8%	
<b>ADT 20238</b>															
<b>AM Peak Volume</b>	10:45 AM	7:45 AM	7:30 AM	7:45 AM	7:45 AM	6:45 AM	8:15 AM	9:00 AM	10:00 AM	8:45 AM	10:00 AM	6:45 AM	9:00 AM	10:45 AM	7:45 AM
	14	365	97	6	24	5	5	15	3	5	2	3	2	18	528
<b>PM Peak Volume</b>	4:15 PM	4:00 PM	12:00 PM	4:15 PM	1:00 PM	3:00 PM	12:15 PM	1:00 PM	1:15 PM	12:45 PM	12:00 PM	1:15 PM	5:45 PM	2:45 PM	3:00 PM
	16	310	65	5	12	7	3	9	2	5	2	2	2	19	415
<i>Comments:</i>															

<b>LOCATION:</b> William Hilton Pkwy between Whooping Crane Way and Beach City Road													<b>QC JOB #:</b> 14613214		
<b>SPECIFIC LOCATION:</b> William Hilton Pkwy between Whooping Crane Way and Beach City Road													<b>DIRECTION:</b> EB		
<b>CITY/STATE:</b> Hilton Head Island, SC													<b>DATE:</b> Feb 08 2018 - Feb 08 2018		
Start Time	Motor-cycles	Cars & Trailer	2 Axle Long	Buses	2 Axle 6 Tire	3 Axle Single	4 Axle Single	<5 Axle Double	5 Axle Double	>6 Axle Double	<6 Axle Multi	6 Axle Multi	>6 Axle Multi	Not Classified	Total
<b>Grand Total</b>	418	15032	3083	90	419	107	48	286	47	71	25	22	16	574	20238
<b>Percent</b>	2.1%	74.3%	15.2%	0.4%	2.1%	0.5%	0.2%	1.4%	0.2%	0.4%	0.1%	0.1%	0.1%	2.8%	
<b>ADT 20238</b>															
<i>Comments:</i>															



<b>LOCATION:</b> William Hilton Pkwy between Whooping Crane Way and Beach City Road <b>SPECIFIC LOCATION:</b> William Hilton Pkwy between Whooping Crane Way and Beach City Road <b>CITY/STATE:</b> Hilton Head Island, SC							<b>QC JOB #:</b> 14613214 <b>DIRECTION:</b> EB <b>DATE:</b> Feb 08 2018 - Feb 08 2018			
Start Time	Mon	Tue	Wed	Thu 08-Feb-18	Fri	Average Weekday Hourly Traffic	Sat	Sun	Average Week Hourly Traffic	Average Week Profile
12:00 AM				8		8			8	
12:15 AM				6		6			6	
12:30 AM				16		16			16	
12:45 AM				11		11			11	
1:00 AM				2		2			2	
1:15 AM				9		9			9	
1:30 AM				11		11			11	
1:45 AM				4		4			4	
2:00 AM				5		5			5	
2:15 AM				3		3			3	
2:30 AM				8		8			8	
2:45 AM				3		3			3	
3:00 AM				4		4			4	
3:15 AM				6		6			6	
3:30 AM				9		9			9	
3:45 AM				14		14			14	
4:00 AM				11		11			11	
4:15 AM				11		11			11	
4:30 AM				17		17			17	
4:45 AM				27		27			27	
5:00 AM				26		26			26	
5:15 AM				36		36			36	
5:30 AM				48		48			48	
5:45 AM				73		73			73	
<b>Day Total</b>										
% Weekday Average										
% Week Average										
AM Peak Volume										
PM Peak Volume										
<i>Comments:</i>										

<b>LOCATION:</b> William Hilton Pkwy between Whooping Crane Way and Beach City Road <b>SPECIFIC LOCATION:</b> William Hilton Pkwy between Whooping Crane Way and Beach City Road <b>CITY/STATE:</b> Hilton Head Island, SC										<b>QC JOB #:</b> 14613214 <b>DIRECTION:</b> EB <b>DATE:</b> Feb 08 2018 - Feb 08 2018	
Start Time	Mon	Tue	Wed	Thu 08-Feb-18	Fri	Average Weekday Hourly Traffic	Sat	Sun	Average Week Hourly Traffic	Average Week Profile	
6:00 AM				69		69			69		
6:15 AM				113		113			113		
6:30 AM				178		178			178		
6:45 AM				267		267			267		
7:00 AM				318		318			318		
7:15 AM				358		358			358		
7:30 AM				453		453			453		
7:45 AM				<b>528</b>		<b>528</b>			<b>528</b>		
8:00 AM				391		391			391		
8:15 AM				411		411			411		
8:30 AM				412		412			412		
8:45 AM				454		454			454		
9:00 AM				393		393			393		
9:15 AM				329		329			329		
9:30 AM				319		319			319		
9:45 AM				357		357			357		
10:00 AM				316		316			316		
10:15 AM				331		331			331		
10:30 AM				323		323			323		
10:45 AM				374		374			374		
11:00 AM				294		294			294		
11:15 AM				320		320			320		
11:30 AM				343		343			343		
11:45 AM				378		378			378		
<b>Day Total</b>											
% Weekday Average											
% Week Average											
AM Peak Volume											
PM Peak Volume											
<i>Comments:</i>											

<b>LOCATION:</b> William Hilton Pkwy between Whooping Crane Way and Beach City Road <b>SPECIFIC LOCATION:</b> William Hilton Pkwy between Whooping Crane Way and Beach City Road <b>CITY/STATE:</b> Hilton Head Island, SC										<b>QC JOB #:</b> 14613214 <b>DIRECTION:</b> EB <b>DATE:</b> Feb 08 2018 - Feb 08 2018
Start Time	Mon	Tue	Wed	Thu 08-Feb-18	Fri	Average Weekday Hourly Traffic	Sat	Sun	Average Week Hourly Traffic	Average Week Profile
12:00 PM				403		403			403	
12:15 PM				375		375			375	
12:30 PM				383		383			383	
12:45 PM				362		362			362	
1:00 PM				331		331			331	
1:15 PM				342		342			342	
1:30 PM				372		372			372	
1:45 PM				379		379			379	
2:00 PM				354		354			354	
2:15 PM				382		382			382	
2:30 PM				386		386			386	
2:45 PM				385		385			385	
3:00 PM				415		415			415	
3:15 PM				311		311			311	
3:30 PM				330		330			330	
3:45 PM				386		386			386	
4:00 PM				398		398			398	
4:15 PM				365		365			365	
4:30 PM				352		352			352	
4:45 PM				345		345			345	
5:00 PM				351		351			351	
5:15 PM				320		320			320	
5:30 PM				322		322			322	
5:45 PM				333		333			333	
<b>Day Total</b>										
% Weekday Average										
% Week Average										
AM Peak Volume										
PM Peak Volume										
<i>Comments:</i>										

<b>LOCATION:</b> William Hilton Pkwy between Whooping Crane Way and Beach City Road <b>SPECIFIC LOCATION:</b> William Hilton Pkwy between Whooping Crane Way and Beach City Road <b>CITY/STATE:</b> Hilton Head Island, SC										<b>QC JOB #:</b> 14613214 <b>DIRECTION:</b> EB <b>DATE:</b> Feb 08 2018 - Feb 08 2018
Start Time	Mon	Tue	Wed	Thu 08-Feb-18	Fri	Average Weekday Hourly Traffic	Sat	Sun	Average Week Hourly Traffic	Average Week Profile
6:00 PM				310		310			310	
6:15 PM				334		334			334	
6:30 PM				295		295			295	
6:45 PM				280		280			280	
7:00 PM				205		205			205	
7:15 PM				207		207			207	
7:30 PM				179		179			179	
7:45 PM				152		152			152	
8:00 PM				142		142			142	
8:15 PM				139		139			139	
8:30 PM				129		129			129	
8:45 PM				92		92			92	
9:00 PM				100		100			100	
9:15 PM				88		88			88	
9:30 PM				87		87			87	
9:45 PM				82		82			82	
10:00 PM				68		68			68	
10:15 PM				50		50			50	
10:30 PM				61		61			61	
10:45 PM				37		37			37	
11:00 PM				28		28			28	
11:15 PM				37		37			37	
11:30 PM				33		33			33	
11:45 PM				24		24			24	
<b>Day Total</b>				20238		20238			20238	
% Weekday Average				100.0%						
% Week Average				100.0%		100.0%				
AM Peak Volume				7:45 AM 528		7:45 AM 528			7:45 AM 528	
PM Peak Volume				3:00 PM 415		3:00 PM 415			3:00 PM 415	
<i>Comments:</i>										

<b>LOCATION:</b> William Hilton Pkwy between Whooping Crane Way and Beach City Road <b>SPECIFIC LOCATION:</b> William Hilton Pkwy between Whooping Crane Way and Beach City Road <b>CITY/STATE:</b> Hilton Head Island, SC															<b>QC JOB #:</b> 14613214 <b>DIRECTION:</b> EB/WB <b>DATE:</b> Feb 08 2018		
Start Time	15	16	21	26	31	36	41	46	51	56	61	66	71	76	Total	Pace Speed	Number in Pace
	15	20	25	30	35	40	45	50	55	60	65	70	75	999			
12:00 AM	0	0	0	0	1	8	13	11	4	1	0	0	0	0	38	41-50	24
12:15 AM	0	0	0	0	0	0	10	5	0	2	0	0	0	0	17	41-50	15
12:30 AM	0	0	0	1	2	4	12	5	4	2	0	0	0	0	30	41-50	17
12:45 AM	0	0	0	0	0	2	10	10	2	0	0	0	0	0	24	41-50	20
1:00 AM	0	0	0	0	1	4	8	6	1	0	0	0	0	0	20	41-50	13
1:15 AM	0	0	0	0	0	3	9	5	0	0	0	0	0	0	17	41-50	14
1:30 AM	0	0	0	0	0	3	10	9	0	0	0	0	0	0	22	41-50	19
1:45 AM	0	0	0	0	0	2	0	8	1	0	0	0	0	0	11	46-55	8
2:00 AM	0	0	0	0	0	0	3	6	2	0	0	0	0	0	11	45-54	8
2:15 AM	0	0	0	0	0	2	3	3	3	0	0	0	0	0	11	47-56	5
2:30 AM	0	0	0	0	0	1	4	3	2	1	0	0	0	0	11	43-52	6
2:45 AM	0	0	0	0	0	0	5	1	0	0	0	0	0	0	6	41-50	5
3:00 AM	0	0	0	0	0	2	5	3	0	0	0	0	0	0	10	41-50	7
3:15 AM	0	0	0	0	0	2	2	2	1	0	0	0	0	0	7	41-50	4
3:30 AM	0	0	0	0	1	5	7	4	1	1	0	0	0	0	19	41-50	11
3:45 AM	0	0	0	0	0	2	7	8	4	0	0	0	0	0	21	41-50	15
4:00 AM	0	0	0	0	0	2	7	2	4	0	0	0	0	0	15	36-45	9
4:15 AM	0	0	0	0	0	3	4	5	4	0	0	0	0	0	16	46-55	9
4:30 AM	0	0	0	0	0	3	5	10	5	0	0	0	0	0	23	41-50	15
4:45 AM	0	0	0	0	0	2	13	21	6	1	0	0	0	0	43	41-50	34
5:00 AM	0	0	0	1	1	6	18	18	4	0	0	0	0	0	48	41-50	36
5:15 AM	1	0	0	1	0	6	16	26	8	2	0	0	0	0	60	41-50	42
5:30 AM	1	0	0	3	1	7	21	32	11	0	0	0	0	0	76	41-50	53
5:45 AM	2	0	1	0	2	8	33	43	21	4	0	0	0	0	114	41-50	75
Day Total																	
Percent																	
AM Peak Volume																	
PM Peak Volume																	
Comments:																	



<b>LOCATION:</b> William Hilton Pkwy between Whooping Crane Way and Beach City Road <b>SPECIFIC LOCATION:</b> William Hilton Pkwy between Whooping Crane Way and Beach City Road <b>CITY/STATE:</b> Hilton Head Island, SC															<b>QC JOB #:</b> 14613214 <b>DIRECTION:</b> EB/WB <b>DATE:</b> Feb 08 2018		
Start Time	15	20	25	30	35	40	45	50	55	60	65	70	75	999	Total	Pace Speed	Number in Pace
6:00 AM	1	0	1	1	1	8	39	64	25	4	1	0	0	0	145	41-50	103
6:15 AM	0	0	0	0	3	9	56	76	29	5	1	0	0	0	179	41-50	131
6:30 AM	4	0	0	1	4	18	75	119	37	3	0	0	0	0	261	41-50	194
6:45 AM	13	0	0	5	13	43	156	118	30	7	0	0	0	0	385	41-50	274
7:00 AM	11	0	0	0	9	63	143	208	51	3	0	0	0	0	488	41-50	351
7:15 AM	16	0	0	3	12	72	246	223	32	4	0	0	0	0	608	41-50	469
7:30 AM	15	0	0	0	23	118	331	241	22	4	0	0	0	0	754	41-50	572
7:45 AM	27	0	0	3	18	122	<b>383</b>	191	36	0	0	0	0	0	<b>780</b>	41-50	574
8:00 AM	17	0	0	2	18	121	284	168	47	4	1	0	0	0	662	41-50	452
8:15 AM	13	0	0	7	13	80	273	<b>259</b>	31	4	0	0	0	0	680	41-50	531
8:30 AM	<b>34</b>	0	1	11	30	94	341	185	26	3	0	0	0	0	725	41-50	526
8:45 AM	19	0	0	5	15	100	330	235	30	2	1	0	0	0	737	41-50	565
9:00 AM	20	0	0	1	11	59	296	219	22	5	0	0	0	0	633	41-50	514
9:15 AM	23	0	0	2	27	87	222	180	<b>53</b>	<b>12</b>	<b>2</b>	<b>2</b>	<b>3</b>	<b>5</b>	618	41-50	402
9:30 AM	30	0	1	<b>23</b>	44	102	216	160	27	0	0	0	0	0	603	41-50	376
9:45 AM	20	0	<b>3</b>	11	58	152	259	124	14	1	0	0	0	0	642	36-45	410
10:00 AM	9	0	0	6	12	123	251	171	38	1	0	0	0	0	611	41-50	422
10:15 AM	16	0	0	3	43	155	200	209	32	0	0	0	0	0	658	41-50	408
10:30 AM	16	0	0	3	29	116	259	190	27	1	0	1	0	0	642	41-50	449
10:45 AM	25	1	0	2	33	144	303	157	30	4	0	0	0	0	699	41-50	459
11:00 AM	26	0	0	3	50	151	284	125	12	4	1	0	0	0	656	36-45	434
11:15 AM	32	0	2	19	51	168	227	155	27	1	1	0	0	0	683	36-45	394
11:30 AM	29	0	3	19	<b>108</b>	181	230	148	20	2	0	0	0	0	740	36-45	411
11:45 AM	20	0	0	7	39	<b>254</b>	286	119	16	0	0	0	0	0	741	36-45	540
Day Total																	
Percent																	
AM Peak Volume																	
PM Peak Volume																	
Comments:																	

<b>LOCATION:</b> William Hilton Pkwy between Whooping Crane Way and Beach City Road <b>SPECIFIC LOCATION:</b> William Hilton Pkwy between Whooping Crane Way and Beach City Road <b>CITY/STATE:</b> Hilton Head Island, SC															<b>QC JOB #:</b> 14613214 <b>DIRECTION:</b> EB/WB <b>DATE:</b> Feb 08 2018		
Start Time	1 15	16 20	21 25	26 30	31 35	36 40	41 45	46 50	51 55	56 60	61 65	66 70	71 75	76 999	Total	Pace Speed	Number in Pace
12:00 PM	26	0	0	5	56	177	331	147	26	0	0	0	0	0	768	36-45	508
12:15 PM	35	3	7	22	58	225	258	95	15	5	0	0	0	0	723	36-45	483
12:30 PM	20	0	1	13	64	211	322	127	10	2	0	0	0	0	770	36-45	533
12:45 PM	34	2	4	36	80	203	264	119	26	1	0	0	0	0	769	36-45	466
1:00 PM	22	0	0	10	50	188	253	143	28	4	0	0	0	0	698	36-45	441
1:15 PM	22	0	1	14	88	202	299	105	13	1	0	0	0	0	745	36-45	500
1:30 PM	19	0	2	6	45	233	308	87	7	1	0	0	0	0	708	36-45	541
1:45 PM	32	15	20	35	99	231	266	96	9	1	0	0	0	0	804	36-45	497
2:00 PM	24	2	11	33	99	224	259	83	15	0	0	0	0	0	750	36-45	482
2:15 PM	44	11	15	23	80	222	287	107	14	1	0	0	0	0	804	36-45	508
2:30 PM	36	16	31	42	72	184	293	111	10	0	0	0	0	0	795	36-45	477
2:45 PM	35	1	7	21	79	221	273	100	14	1	0	0	0	0	752	36-45	494
3:00 PM	44	1	8	29	107	256	288	123	15	2	0	0	0	0	873	36-45	544
3:15 PM	34	4	13	25	61	185	244	126	20	2	0	0	0	0	714	36-45	428
3:30 PM	59	24	35	46	65	134	237	138	26	0	0	0	0	0	764	41-50	375
3:45 PM	43	0	15	22	57	211	301	127	12	5	0	0	0	0	793	36-45	512
4:00 PM	44	3	30	57	83	188	293	120	16	1	0	0	0	0	835	36-45	481
4:15 PM	40	17	22	70	81	167	270	113	22	3	0	0	0	0	805	36-45	437
4:30 PM	31	16	45	68	93	154	302	101	14	2	0	0	0	0	826	36-45	455
4:45 PM	58	55	65	37	66	179	252	71	8	0	0	0	0	0	791	36-45	430
5:00 PM	158	71	90	44	40	95	197	106	18	1	0	0	0	0	820	41-50	303
5:15 PM	183	93	86	25	19	66	202	76	12	0	1	0	0	0	763	41-50	278
5:30 PM	14	2	2	11	69	179	256	129	20	1	1	0	0	0	684	36-45	435
5:45 PM	15	0	4	18	68	142	312	117	19	1	0	0	0	0	696	36-45	453
Day Total																	
Percent																	
AM Peak Volume																	
PM Peak Volume																	
Comments:																	

<b>LOCATION:</b> William Hilton Pkwy between Whooping Crane Way and Beach City Road <b>SPECIFIC LOCATION:</b> William Hilton Pkwy between Whooping Crane Way and Beach City Road <b>CITY/STATE:</b> Hilton Head Island, SC															<b>QC JOB #:</b> 14613214 <b>DIRECTION:</b> EB/WB <b>DATE:</b> Feb 08 2018		
Start Time	1 15	16 20	21 25	26 30	31 35	36 40	41 45	46 50	51 55	56 60	61 65	66 70	71 75	76 999	Total	Pace Speed	Number in Pace
6:00 PM	13	0	3	11	24	126	270	168	31	7	0	0	0	0	653	41-50	438
6:15 PM	17	0	0	19	33	103	285	146	23	3	0	0	0	0	629	41-50	431
6:30 PM	30	8	17	22	33	103	221	133	23	3	3	0	0	0	596	41-50	354
6:45 PM	7	0	0	10	23	106	230	147	22	1	0	0	0	0	546	41-50	376
7:00 PM	5	0	0	1	11	86	191	146	31	3	0	0	0	0	474	41-50	337
7:15 PM	6	0	1	3	14	37	181	146	38	3	0	0	0	0	429	41-50	327
7:30 PM	6	0	0	3	5	33	119	133	45	7	0	0	0	0	351	41-50	252
7:45 PM	2	0	0	3	2	32	147	126	37	3	0	0	0	0	352	41-50	273
8:00 PM	3	0	0	0	9	70	120	77	29	2	0	0	0	0	310	41-50	196
8:15 PM	5	0	0	1	1	12	122	102	27	4	2	0	0	0	276	41-50	223
8:30 PM	4	0	0	1	5	42	101	98	25	0	0	0	2	0	278	41-50	199
8:45 PM	1	0	0	0	2	18	88	61	40	1	1	0	0	0	212	41-50	148
9:00 PM	2	0	0	2	5	35	91	90	25	1	0	0	0	0	251	41-50	181
9:15 PM	3	0	0	0	3	20	83	77	21	3	0	0	0	0	210	41-50	159
9:30 PM	1	0	0	1	1	20	69	68	19	4	0	0	0	0	183	41-50	137
9:45 PM	0	0	0	1	1	8	50	75	18	3	3	0	0	0	159	41-50	125
10:00 PM	2	0	0	0	1	14	88	64	17	5	1	0	0	0	192	41-50	152
10:15 PM	3	0	0	0	2	25	73	60	11	0	0	0	0	0	174	41-50	133
10:30 PM	1	0	0	0	4	15	49	59	19	1	0	0	0	0	148	41-50	108
10:45 PM	0	0	0	1	0	10	34	33	13	2	0	0	0	0	93	41-50	66
11:00 PM	2	0	0	0	1	11	35	34	8	3	0	0	0	0	94	41-50	69
11:15 PM	1	0	0	0	1	11	30	30	7	2	0	0	0	0	82	41-50	60
11:30 PM	2	0	0	1	2	9	23	29	7	1	0	0	0	0	74	41-50	51
11:45 PM	0	0	0	0	0	7	22	30	10	0	0	0	0	0	69	41-50	52
<b>Day Total</b>	1628	345	547	935	2535	8047	15204	9089	1737	185	20	3	5	5	40285	41-50	24293
<b>Percent</b>	4.0%	0.9%	1.4%	2.3%	6.3%	20.0%	37.7%	22.6%	4.3%	0.5%	0.0%	0.0%	0.0%	0.0%			
<b>ADT</b> 40285																	
<b>AM Peak</b> Volume	8:30 AM	10:45 AM	9:45 AM	9:30 AM	11:30 AM	11:45 AM	7:45 AM	8:15 AM	9:15 AM	9:15 AM	9:15 AM	9:15 AM	9:15 AM	9:15 AM	7:45 AM		
	34	1	3	23	108	254	383	259	53	12	2	2	3	5	780		
<b>PM Peak</b> Volume	5:15 PM	5:15 PM	5:00 PM	4:15 PM	3:00 PM	3:00 PM	12:00 PM	6:00 PM	7:30 PM	6:00 PM	6:30 PM		8:30 PM	3:00 PM			
	183	93	90	70	107	256	331	168	45	7	3		2	873			
<i>Comments:</i>																	

**SUMMARY - Tube Count - Speed Data**

<b>LOCATION:</b> William Hilton Pkwy between Whooping Crane Way and Beach City Road														<b>QC JOB #:</b> 14613214			
<b>SPECIFIC LOCATION:</b> William Hilton Pkwy between Whooping Crane Way and Beach City Road														<b>DIRECTION:</b> EB/WB			
<b>CITY/STATE:</b> Hilton Head Island, SC														<b>DATE:</b> Feb 08 2018 - Feb 08 2018			
Start Time	1 15	16 20	21 25	26 30	31 35	36 40	41 45	46 50	51 55	56 60	61 65	66 70	71 75	76 999	Total	Pace Speed	Number in Pace
<b>Grand Total</b>	1628	345	547	935	2535	8047	15204	9089	1737	185	20	3	5	5	40285	41-50	24293
<b>Percent</b>	4.0%	0.9%	1.4%	2.3%	6.3%	20.0%	37.7%	22.6%	4.3%	0.5%	0.0%	0.0%	0.0%	0.0%			
<b>Cumulative Percent</b>	4.0%	4.9%	6.3%	8.6%	14.9%	34.8%	72.6%	95.1%	99.5%	99.9%	100.0%	100.0%	100.0%	100.0%			
<b>ADT 40285</b>															<b>85th Percentile</b> 47 MPH <b>Mean Speed(Average):</b> 40 MPH		
<i>Comments:</i>															<b>Median</b> 42 MPH <b>Mode:</b> 43 MPH		



<b>LOCATION:</b> William Hilton Pkwy between Whooping Crane Way and Beach City Road <b>SPECIFIC LOCATION:</b> William Hilton Pkwy between Whooping Crane Way and Beach City Road <b>CITY/STATE:</b> Hilton Head Island, SC														<b>QC JOB #:</b> 14613214 <b>DIRECTION:</b> EB/WB <b>DATE:</b> Feb 08 2018	
Start Time	Motor-cycles	Cars & Trailer	2 Axle Long	Buses	2 Axle 6 Tire	3 Axle Single	4 Axle Single	<5 Axle Double	5 Axle Double	>6 Axle Double	<6 Axle Multi	6 Axle Multi	>6 Axle Multi	Not Classified	Total
12:00 AM	0	33	5	0	0	0	0	0	0	0	0	0	0	0	38
12:15 AM	0	13	3	0	0	0	0	0	1	0	0	0	0	0	17
12:30 AM	0	23	5	0	2	0	0	0	0	0	0	0	0	0	30
12:45 AM	0	20	4	0	0	0	0	0	0	0	0	0	0	0	24
1:00 AM	0	15	5	0	0	0	0	0	0	0	0	0	0	0	20
1:15 AM	0	15	2	0	0	0	0	0	0	0	0	0	0	0	17
1:30 AM	0	21	1	0	0	0	0	0	0	0	0	0	0	0	22
1:45 AM	0	10	1	0	0	0	0	0	0	0	0	0	0	0	11
2:00 AM	0	9	1	0	0	1	0	0	0	0	0	0	0	0	11
2:15 AM	0	10	1	0	0	0	0	0	0	0	0	0	0	0	11
2:30 AM	0	10	1	0	0	0	0	0	0	0	0	0	0	0	11
2:45 AM	0	4	0	1	0	1	0	0	0	0	0	0	0	0	6
3:00 AM	0	4	3	0	1	0	0	0	2	0	0	0	0	0	10
3:15 AM	0	6	0	1	0	0	0	0	0	0	0	0	0	0	7
3:30 AM	0	14	5	0	0	0	0	0	0	0	0	0	0	0	19
3:45 AM	0	17	2	0	0	1	0	1	0	0	0	0	0	0	21
4:00 AM	0	11	2	0	0	0	0	0	1	0	0	1	0	0	15
4:15 AM	0	13	3	0	0	0	0	0	0	0	0	0	0	0	16
4:30 AM	0	14	8	0	0	0	0	0	1	0	0	0	0	0	23
4:45 AM	0	35	4	0	1	0	0	2	1	0	0	0	0	0	43
5:00 AM	0	39	6	0	0	0	0	1	1	0	0	1	0	0	48
5:15 AM	0	43	9	2	2	0	0	1	1	1	0	0	0	1	60
5:30 AM	0	59	14	0	0	0	0	1	1	0	0	0	0	1	76
5:45 AM	1	84	20	2	2	0	0	1	2	0	0	0	0	2	114
Day Total															
Percent															
AM Peak															
Volume															
PM Peak															
Volume															
<i>Comments:</i>															

<b>LOCATION:</b> William Hilton Pkwy between Whooping Crane Way and Beach City Road <b>SPECIFIC LOCATION:</b> William Hilton Pkwy between Whooping Crane Way and Beach City Road <b>CITY/STATE:</b> Hilton Head Island, SC														<b>QC JOB #:</b> 14613214 <b>DIRECTION:</b> EB/WB <b>DATE:</b> Feb 08 2018	
Start Time	Motor-cycles	Cars & Trailer	2 Axle Long	Buses	2 Axle 6 Tire	3 Axle Single	4 Axle Single	<5 Axle Double	5 Axle Double	>6 Axle Double	<6 Axle Multi	6 Axle Multi	>6 Axle Multi	Not Classified	Total
6:00 AM	0	100	30	3	1	5	0	3	1	0	0	1	0	1	145
6:15 AM	1	126	36	4	6	2	0	3	1	0	0	0	0	0	179
6:30 AM	2	179	46	5	12	7	0	5	1	0	0	0	0	4	261
6:45 AM	1	265	72	2	11	5	1	9	0	2	0	3	0	14	385
7:00 AM	8	316	114	3	13	2	2	10	3	1	1	1	1	13	488
7:15 AM	13	425	112	3	16	3	1	11	4	2	0	1	0	17	608
7:30 AM	16	533	142	2	14	4	0	12	4	5	3	0	1	18	754
7:45 AM	15	534	141	7	30	2	2	14	2	4	1	0	0	28	780
8:00 AM	9	469	122	9	9	6	0	15	1	0	2	1	1	18	662
8:15 AM	12	478	132	1	14	7	6	11	1	1	1	1	0	15	680
8:30 AM	8	491	141	7	17	6	2	14	3	0	0	2	0	34	725
8:45 AM	15	510	133	4	27	7	1	10	3	7	0	0	0	20	737
9:00 AM	3	426	126	0	17	6	0	19	3	3	1	1	3	25	633
9:15 AM	10	409	128	5	29	4	1	3	1	2	0	1	1	24	618
9:30 AM	17	399	106	2	26	4	2	11	2	3	0	0	0	31	603
9:45 AM	13	457	110	3	11	5	3	12	3	2	1	0	0	22	642
10:00 AM	15	446	91	2	23	5	4	8	3	3	2	0	0	9	611
10:15 AM	13	494	104	2	14	0	4	6	4	1	0	0	0	16	658
10:30 AM	14	455	100	3	28	6	1	12	2	1	1	1	0	18	642
10:45 AM	21	500	103	2	18	3	1	12	2	4	2	0	2	29	699
11:00 AM	12	479	83	3	17	10	3	10	5	5	1	0	0	28	656
11:15 AM	20	482	104	1	13	4	0	16	0	3	3	1	2	34	683
11:30 AM	22	520	109	5	22	2	3	11	5	3	1	2	2	33	740
11:45 AM	13	557	100	4	21	2	3	12	1	1	1	1	2	23	741
Day Total															
Percent															
AM Peak Volume															
PM Peak Volume															
Comments:															

<b>LOCATION:</b> William Hilton Pkwy between Whooping Crane Way and Beach City Road <b>SPECIFIC LOCATION:</b> William Hilton Pkwy between Whooping Crane Way and Beach City Road <b>CITY/STATE:</b> Hilton Head Island, SC														<b>QC JOB #:</b> 14613214 <b>DIRECTION:</b> EB/WB <b>DATE:</b> Feb 08 2018	
Start Time	Motor-cycles	Cars & Trailer	2 Axle Long	Buses	2 Axle 6 Tire	3 Axle Single	4 Axle Single	<5 Axle Double	5 Axle Double	>6 Axle Double	<6 Axle Multi	6 Axle Multi	>6 Axle Multi	Not Classified	Total
12:00 PM	13	569	115	2	14	2	0	16	3	2	3	1	1	27	768
12:15 PM	13	534	95	4	11	6	4	9	1	3	3	2	1	37	723
12:30 PM	15	592	111	3	11	3	1	8	4	2	0	0	0	20	770
12:45 PM	17	571	108	2	15	5	1	5	3	6	0	0	0	36	769
1:00 PM	8	513	105	5	21	1	1	13	2	1	1	0	2	25	698
1:15 PM	28	534	113	8	16	2	1	11	3	2	0	2	0	25	745
1:30 PM	11	556	84	3	11	4	2	9	0	6	2	0	1	19	708
1:45 PM	20	584	110	6	18	9	4	13	1	4	0	1	0	34	804
2:00 PM	18	562	93	5	25	4	2	12	1	1	1	1	0	25	750
2:15 PM	18	588	113	2	19	3	0	7	1	2	4	1	1	45	804
2:30 PM	22	595	98	4	14	6	1	10	2	3	2	1	1	36	795
2:45 PM	10	550	109	7	17	1	1	8	0	7	2	2	0	38	752
3:00 PM	24	633	112	4	19	12	3	14	1	2	3	1	0	45	873
3:15 PM	13	511	104	3	17	6	3	16	0	4	2	1	0	34	714
3:30 PM	25	561	104	0	14	4	1	12	2	1	1	1	2	36	764
3:45 PM	15	577	103	1	24	5	2	12	2	4	1	2	1	44	793
4:00 PM	20	622	109	5	13	7	1	7	1	2	1	1	1	45	835
4:15 PM	27	586	122	9	6	1	2	12	1	0	2	0	1	36	805
4:30 PM	30	599	131	1	13	1	2	12	0	4	2	1	0	30	826
4:45 PM	21	596	96	0	11	4	1	13	3	1	1	0	1	43	791
5:00 PM	34	576	112	1	9	4	2	10	0	4	1	0	1	66	820
5:15 PM	27	544	89	1	9	3	1	10	0	1	1	0	2	75	763
5:30 PM	20	529	95	0	9	2	0	7	0	4	1	2	0	15	684
5:45 PM	12	535	99	1	16	1	0	9	0	0	4	0	2	17	696
Day Total															
Percent															
AM Peak Volume															
PM Peak Volume															
Comments:															

<b>LOCATION:</b> William Hilton Pkwy between Whooping Crane Way and Beach City Road <b>SPECIFIC LOCATION:</b> William Hilton Pkwy between Whooping Crane Way and Beach City Road <b>CITY/STATE:</b> Hilton Head Island, SC														<b>QC JOB #:</b> 14613214 <b>DIRECTION:</b> EB/WB <b>DATE:</b> Feb 08 2018	
Start Time	Motor-cycles	Cars & Trailer	2 Axle Long	Buses	2 Axle 6 Tire	3 Axle Single	4 Axle Single	<5 Axle Double	5 Axle Double	>6 Axle Double	<6 Axle Multi	6 Axle Multi	>6 Axle Multi	Not Classified	Total
6:00 PM	10	506	95	2	12	4	1	8	0	1	0	0	0	14	653
6:15 PM	14	488	84	0	13	1	1	6	0	1	1	0	0	20	629
6:30 PM	17	435	96	1	6	2	0	9	2	1	0	1	0	26	596
6:45 PM	6	430	80	1	15	1	0	4	1	0	0	0	1	7	546
7:00 PM	4	383	69	1	3	2	0	5	1	1	0	0	0	5	474
7:15 PM	8	342	59	1	5	0	1	3	1	2	0	0	0	7	429
7:30 PM	4	279	51	1	6	0	1	2	0	1	0	0	0	6	351
7:45 PM	0	285	54	0	7	0	0	1	1	0	0	0	2	2	352
8:00 PM	3	250	45	1	6	0	1	0	1	0	0	0	0	3	310
8:15 PM	2	223	35	1	9	0	1	0	0	0	0	0	0	5	276
8:30 PM	1	231	36	0	4	0	1	0	1	0	0	0	0	4	278
8:45 PM	0	181	25	0	4	0	0	0	0	0	0	0	1	1	212
9:00 PM	2	213	29	0	3	0	0	1	0	1	0	0	0	2	251
9:15 PM	4	169	28	1	3	0	0	1	0	0	1	0	0	3	210
9:30 PM	0	158	21	0	1	0	0	1	0	0	0	0	0	2	183
9:45 PM	3	126	27	0	1	0	0	1	1	0	0	0	0	0	159
10:00 PM	0	173	15	0	1	0	0	1	0	0	0	0	0	2	192
10:15 PM	0	150	16	0	2	0	0	2	1	0	0	0	0	3	174
10:30 PM	1	123	15	1	6	0	0	0	1	0	0	0	0	1	148
10:45 PM	1	81	10	0	1	0	0	0	0	0	0	0	0	0	93
11:00 PM	0	76	15	0	1	0	0	0	0	0	0	0	0	2	94
11:15 PM	1	67	11	0	2	0	0	0	0	0	0	0	0	1	82
11:30 PM	0	61	9	0	1	1	0	0	0	0	0	0	0	2	74
11:45 PM	0	56	11	1	1	0	0	0	0	0	0	0	0	0	69
<b>Day Total</b>	816	29675	6056	177	882	217	83	556	108	128	61	40	37	1449	40285
<b>Percent</b>	2.0%	73.7%	15.0%	0.4%	2.2%	0.5%	0.2%	1.4%	0.3%	0.3%	0.2%	0.1%	0.1%	3.6%	
<b>ADT 40285</b>															
<b>AM Peak Volume</b>	11:30 AM	11:45 AM	7:30 AM	8:00 AM	7:45 AM	11:00 AM	8:15 AM	9:00 AM	11:00 AM	8:45 AM	7:30 AM	6:45 AM	9:00 AM	8:30 AM	7:45 AM
	22	557	142	9	30	10	6	19	5	7	3	3	3	34	780
<b>PM Peak Volume</b>	5:00 PM	3:00 PM	4:30 PM	4:15 PM	2:00 PM	3:00 PM	12:15 PM	12:00 PM	12:30 PM	2:45 PM	2:15 PM	12:15 PM	1:00 PM	5:15 PM	3:00 PM
	34	633	131	9	25	12	4	16	4	7	4	2	2	75	873
<i>Comments:</i>															



<b>LOCATION:</b> William Hilton Pkwy between Whooping Crane Way and Beach City Road													<b>QC JOB #:</b> 14613214		
<b>SPECIFIC LOCATION:</b> William Hilton Pkwy between Whooping Crane Way and Beach City Road													<b>DIRECTION:</b> EB/WB		
<b>CITY/STATE:</b> Hilton Head Island, SC													<b>DATE:</b> Feb 08 2018 - Feb 08 2018		
Start Time	Motor-cycles	Cars & Trailer	2 Axle Long	Buses	2 Axle 6 Tire	3 Axle Single	4 Axle Single	<5 Axle Double	5 Axle Double	>6 Axle Double	<6 Axle Multi	6 Axle Multi	>6 Axle Multi	Not Classified	Total
<b>Grand Total</b>	816	29675	6056	177	882	217	83	556	108	128	61	40	37	1449	40285
<b>Percent</b>	2.0%	73.7%	15.0%	0.4%	2.2%	0.5%	0.2%	1.4%	0.3%	0.3%	0.2%	0.1%	0.1%	3.6%	
<b>ADT</b> 40285															
<i>Comments:</i>															



<b>LOCATION:</b> William Hilton Pkwy between Whooping Crane Way and Beach City Road <b>SPECIFIC LOCATION:</b> William Hilton Pkwy between Whooping Crane Way and Beach City Road <b>CITY/STATE:</b> Hilton Head Island, SC							<b>QC JOB #:</b> 14613214 <b>DIRECTION:</b> EB/WB <b>DATE:</b> Feb 08 2018 - Feb 08 2018			
Start Time	Mon	Tue	Wed	Thu 08-Feb-18	Fri	Average Weekday Hourly Traffic	Sat	Sun	Average Week Hourly Traffic	Average Week Profile
12:00 AM				38		38			38	
12:15 AM				17		17			17	
12:30 AM				30		30			30	
12:45 AM				24		24			24	
1:00 AM				20		20			20	
1:15 AM				17		17			17	
1:30 AM				22		22			22	
1:45 AM				11		11			11	
2:00 AM				11		11			11	
2:15 AM				11		11			11	
2:30 AM				11		11			11	
2:45 AM				6		6			6	
3:00 AM				10		10			10	
3:15 AM				7		7			7	
3:30 AM				19		19			19	
3:45 AM				21		21			21	
4:00 AM				15		15			15	
4:15 AM				16		16			16	
4:30 AM				23		23			23	
4:45 AM				43		43			43	
5:00 AM				48		48			48	
5:15 AM				60		60			60	
5:30 AM				76		76			76	
5:45 AM				114		114			114	
<b>Day Total</b>										
% Weekday Average										
% Week Average										
AM Peak Volume										
PM Peak Volume										
<i>Comments:</i>										

<b>LOCATION:</b> William Hilton Pkwy between Whooping Crane Way and Beach City Road <b>SPECIFIC LOCATION:</b> William Hilton Pkwy between Whooping Crane Way and Beach City Road <b>CITY/STATE:</b> Hilton Head Island, SC										<b>QC JOB #:</b> 14613214 <b>DIRECTION:</b> EB/WB <b>DATE:</b> Feb 08 2018 - Feb 08 2018	
Start Time	Mon	Tue	Wed	Thu 08-Feb-18	Fri	Average Weekday Hourly Traffic	Sat	Sun	Average Week Hourly Traffic	Average Week Profile	
6:00 AM				145		145			145		
6:15 AM				179		179			179		
6:30 AM				261		261			261		
6:45 AM				385		385			385		
7:00 AM				488		488			488		
7:15 AM				608		608			608		
7:30 AM				754		754			754		
7:45 AM				<b>780</b>		<b>780</b>			<b>780</b>		
8:00 AM				662		662			662		
8:15 AM				680		680			680		
8:30 AM				725		725			725		
8:45 AM				737		737			737		
9:00 AM				633		633			633		
9:15 AM				618		618			618		
9:30 AM				603		603			603		
9:45 AM				642		642			642		
10:00 AM				611		611			611		
10:15 AM				658		658			658		
10:30 AM				642		642			642		
10:45 AM				699		699			699		
11:00 AM				656		656			656		
11:15 AM				683		683			683		
11:30 AM				740		740			740		
11:45 AM				741		741			741		
<b>Day Total</b>											
% Weekday Average											
% Week Average											
AM Peak Volume											
PM Peak Volume											
<i>Comments:</i>											

<b>LOCATION:</b> William Hilton Pkwy between Whooping Crane Way and Beach City Road <b>SPECIFIC LOCATION:</b> William Hilton Pkwy between Whooping Crane Way and Beach City Road <b>CITY/STATE:</b> Hilton Head Island, SC										<b>QC JOB #:</b> 14613214 <b>DIRECTION:</b> EB/WB <b>DATE:</b> Feb 08 2018 - Feb 08 2018	
Start Time	Mon	Tue	Wed	Thu 08-Feb-18	Fri	Average Weekday Hourly Traffic	Sat	Sun	Average Week Hourly Traffic	Average Week Profile	
12:00 PM				768		768			768		
12:15 PM				723		723			723		
12:30 PM				770		770			770		
12:45 PM				769		769			769		
1:00 PM				698		698			698		
1:15 PM				745		745			745		
1:30 PM				708		708			708		
1:45 PM				804		804			804		
2:00 PM				750		750			750		
2:15 PM				804		804			804		
2:30 PM				795		795			795		
2:45 PM				752		752			752		
3:00 PM				<b>873</b>		<b>873</b>			<b>873</b>		
3:15 PM				714		714			714		
3:30 PM				764		764			764		
3:45 PM				793		793			793		
4:00 PM				835		835			835		
4:15 PM				805		805			805		
4:30 PM				826		826			826		
4:45 PM				791		791			791		
5:00 PM				820		820			820		
5:15 PM				763		763			763		
5:30 PM				684		684			684		
5:45 PM				696		696			696		
<b>Day Total</b>											
% Weekday Average											
% Week Average											
AM Peak Volume											
PM Peak Volume											
<i>Comments:</i>											

<b>LOCATION:</b> William Hilton Pkwy between Whooping Crane Way and Beach City Road <b>SPECIFIC LOCATION:</b> William Hilton Pkwy between Whooping Crane Way and Beach City Road <b>CITY/STATE:</b> Hilton Head Island, SC										<b>QC JOB #:</b> 14613214 <b>DIRECTION:</b> EB/WB <b>DATE:</b> Feb 08 2018 - Feb 08 2018
Start Time	Mon	Tue	Wed	Thu 08-Feb-18	Fri	Average Weekday Hourly Traffic	Sat	Sun	Average Week Hourly Traffic	Average Week Profile
6:00 PM				653		653			653	
6:15 PM				629		629			629	
6:30 PM				596		596			596	
6:45 PM				546		546			546	
7:00 PM				474		474			474	
7:15 PM				429		429			429	
7:30 PM				351		351			351	
7:45 PM				352		352			352	
8:00 PM				310		310			310	
8:15 PM				276		276			276	
8:30 PM				278		278			278	
8:45 PM				212		212			212	
9:00 PM				251		251			251	
9:15 PM				210		210			210	
9:30 PM				183		183			183	
9:45 PM				159		159			159	
10:00 PM				192		192			192	
10:15 PM				174		174			174	
10:30 PM				148		148			148	
10:45 PM				93		93			93	
11:00 PM				94		94			94	
11:15 PM				82		82			82	
11:30 PM				74		74			74	
11:45 PM				69		69			69	
<b>Day Total</b>				40285		40285			40285	
% Weekday Average				100.0%						
% Week Average				100.0%		100.0%				
AM Peak				7:45 AM		7:45 AM			7:45 AM	
Volume				780		780			780	
PM Peak				3:00 PM		3:00 PM			3:00 PM	
Volume				873		873			873	
<i>Comments:</i>										

<b>LOCATION:</b> William Hilton Pkwy between Whooping Crane Way and Beach City Road <b>SPECIFIC LOCATION:</b> William Hilton Pkwy between Whooping Crane Way and Beach City Road <b>CITY/STATE:</b> Hilton Head Island, SC															<b>QC JOB #:</b> 14613214 <b>DIRECTION:</b> WB <b>DATE:</b> Feb 08 2018		
Start Time	15	20	25	30	35	40	45	50	55	60	65	70	75	999	Total	Pace Speed	Number in Pace
12:00 AM	0	0	0	0	1	8	10	7	3	1	0	0	0	0	30	36-45	18
12:15 AM	0	0	0	0	0	0	5	4	0	2	0	0	0	0	11	41-50	9
12:30 AM	0	0	0	1	1	2	6	2	1	1	0	0	0	0	14	36-45	8
12:45 AM	0	0	0	0	0	1	7	5	0	0	0	0	0	0	13	41-50	12
1:00 AM	0	0	0	0	1	4	8	5	0	0	0	0	0	0	18	41-50	13
1:15 AM	0	0	0	0	0	3	3	2	0	0	0	0	0	0	8	41-50	5
1:30 AM	0	0	0	0	0	3	6	2	0	0	0	0	0	0	11	40-49	8
1:45 AM	0	0	0	0	0	2	0	4	1	0	0	0	0	0	7	47-56	4
2:00 AM	0	0	0	0	0	0	1	3	2	0	0	0	0	0	6	46-55	5
2:15 AM	0	0	0	0	0	2	3	2	1	0	0	0	0	0	8	41-50	5
2:30 AM	0	0	0	0	0	1	2	0	0	0	0	0	0	0	3	36-45	3
2:45 AM	0	0	0	0	0	0	3	0	0	0	0	0	0	0	3	36-45	3
3:00 AM	0	0	0	0	0	1	2	3	0	0	0	0	0	0	6	43-52	4
3:15 AM	0	0	0	0	0	0	0	1	0	0	0	0	0	0	1	41-50	1
3:30 AM	0	0	0	0	0	5	2	2	0	1	0	0	0	0	10	36-45	7
3:45 AM	0	0	0	0	0	1	2	3	1	0	0	0	0	0	7	45-54	4
4:00 AM	0	0	0	0	0	1	2	1	0	0	0	0	0	0	4	41-50	3
4:15 AM	0	0	0	0	0	0	2	2	1	0	0	0	0	0	5	41-50	4
4:30 AM	0	0	0	0	0	1	3	2	0	0	0	0	0	0	6	41-50	5
4:45 AM	0	0	0	0	0	1	10	5	0	0	0	0	0	0	16	41-50	15
5:00 AM	0	0	0	1	0	1	10	9	1	0	0	0	0	0	22	41-50	19
5:15 AM	0	0	0	0	0	3	7	9	4	1	0	0	0	0	24	41-50	16
5:30 AM	1	0	0	1	0	2	8	14	2	0	0	0	0	0	28	41-50	21
5:45 AM	1	0	0	0	1	4	15	15	5	0	0	0	0	0	41	41-50	30
Day Total																	
Percent																	
AM Peak Volume																	
PM Peak Volume																	
Comments:																	

<b>LOCATION:</b> William Hilton Pkwy between Whooping Crane Way and Beach City Road <b>SPECIFIC LOCATION:</b> William Hilton Pkwy between Whooping Crane Way and Beach City Road <b>CITY/STATE:</b> Hilton Head Island, SC															<b>QC JOB #:</b> 14613214 <b>DIRECTION:</b> WB <b>DATE:</b> Feb 08 2018		
Start Time	15	20	25	30	35	40	45	50	55	60	65	70	75	999	Total	Pace Speed	Number in Pace
6:00 AM	1	0	1	1	0	6	22	35	8	1	1	0	0	0	76	41-50	57
6:15 AM	0	0	0	0	0	6	34	25	1	0	0	0	0	0	66	41-50	59
6:30 AM	0	0	0	1	0	9	31	32	10	0	0	0	0	0	83	41-50	63
6:45 AM	1	0	0	0	4	23	51	31	7	1	0	0	0	0	118	41-50	81
7:00 AM	1	0	0	0	6	47	44	60	11	1	0	0	0	0	170	41-50	104
7:15 AM	4	0	0	1	7	44	118	61	12	3	0	0	0	0	250	41-50	178
7:30 AM	4	0	0	0	15	67	121	85	7	2	0	0	0	0	301	41-50	206
7:45 AM	10	0	0	1	6	50	107	66	12	0	0	0	0	0	252	41-50	172
8:00 AM	8	0	0	0	9	77	97	68	11	1	0	0	0	0	271	36-45	173
8:15 AM	7	0	0	2	4	45	107	96	7	1	0	0	0	0	269	41-50	202
8:30 AM	17	0	1	10	22	61	124	68	9	1	0	0	0	0	313	41-50	192
8:45 AM	7	0	0	1	8	46	115	91	13	2	0	0	0	0	283	41-50	205
9:00 AM	9	0	0	1	4	43	123	52	5	3	0	0	0	0	240	41-50	174
9:15 AM	12	0	0	2	25	66	117	59	8	0	0	0	0	0	289	36-45	182
9:30 AM	19	0	0	22	43	68	91	35	6	0	0	0	0	0	284	36-45	158
9:45 AM	7	0	3	6	48	82	101	36	1	1	0	0	0	0	285	36-45	182
10:00 AM	5	0	0	4	11	99	130	42	4	0	0	0	0	0	295	36-45	229
10:15 AM	9	0	0	2	38	135	103	36	4	0	0	0	0	0	327	36-45	238
10:30 AM	7	0	0	1	27	91	130	56	6	1	0	0	0	0	319	36-45	221
10:45 AM	9	1	0	2	19	104	131	51	6	2	0	0	0	0	325	36-45	234
11:00 AM	15	0	0	2	45	130	132	34	3	1	0	0	0	0	362	36-45	261
11:15 AM	21	0	2	18	42	137	100	39	4	0	0	0	0	0	363	36-45	237
11:30 AM	18	0	3	19	102	150	59	43	3	0	0	0	0	0	397	31-40	252
11:45 AM	11	0	0	6	36	134	130	38	8	0	0	0	0	0	363	36-45	264
Day Total																	
Percent																	
AM Peak Volume																	
PM Peak Volume																	
Comments:																	

<b>LOCATION:</b> William Hilton Pkwy between Whooping Crane Way and Beach City Road <b>SPECIFIC LOCATION:</b> William Hilton Pkwy between Whooping Crane Way and Beach City Road <b>CITY/STATE:</b> Hilton Head Island, SC															<b>QC JOB #:</b> 14613214 <b>DIRECTION:</b> WB <b>DATE:</b> Feb 08 2018		
Start Time	1 15	16 20	21 25	26 30	31 35	36 40	41 45	46 50	51 55	56 60	61 65	66 70	71 75	76 999	Total	Pace Speed	Number in Pace
12:00 PM	15	0	0	5	50	134	108	46	7	0	0	0	0	0	365	36-45	242
12:15 PM	25	3	7	21	44	125	94	24	4	1	0	0	0	0	348	36-45	219
12:30 PM	14	0	1	12	62	133	127	37	1	0	0	0	0	0	387	36-45	259
12:45 PM	23	2	4	35	68	136	100	32	7	0	0	0	0	0	407	36-45	236
1:00 PM	11	0	0	10	50	150	102	42	2	0	0	0	0	0	367	36-45	251
1:15 PM	12	0	1	10	86	134	124	33	2	1	0	0	0	0	403	36-45	258
1:30 PM	9	0	2	5	36	138	120	23	2	1	0	0	0	0	336	36-45	258
1:45 PM	22	15	20	33	91	138	78	24	4	0	0	0	0	0	425	31-40	229
2:00 PM	13	2	11	32	83	134	107	10	4	0	0	0	0	0	396	36-45	240
2:15 PM	32	11	15	22	73	151	88	29	1	0	0	0	0	0	422	36-45	239
2:30 PM	25	16	31	41	68	104	100	23	1	0	0	0	0	0	409	36-45	204
2:45 PM	18	1	7	20	63	145	85	25	3	0	0	0	0	0	367	36-45	230
3:00 PM	27	1	8	29	<b>96</b>	<b>156</b>	94	42	4	1	0	0	0	0	458	33-42	251
3:15 PM	26	4	13	24	60	140	97	35	4	0	0	0	0	0	403	36-45	236
3:30 PM	49	24	35	44	59	94	90	35	4	0	0	0	0	0	434	36-45	184
3:45 PM	28	0	15	22	45	108	141	46	1	1	0	0	0	0	407	36-45	248
4:00 PM	29	3	30	55	82	106	77	48	6	1	0	0	0	0	437	31-40	187
4:15 PM	29	17	22	<b>69</b>	79	69	99	52	4	0	0	0	0	0	440	36-45	168
4:30 PM	19	16	45	67	86	109	107	18	6	1	0	0	0	0	<b>474</b>	36-45	215
4:45 PM	48	55	65	37	61	69	83	26	2	0	0	0	0	0	446	36-45	152
5:00 PM	153	71	<b>90</b>	44	28	37	35	9	2	0	0	0	0	0	469	16-25	161
5:15 PM	<b>177</b>	<b>93</b>	86	25	18	14	23	7	0	0	0	0	0	0	443	16-25	178
5:30 PM	9	2	2	10	66	129	89	47	6	1	1	0	0	0	362	36-45	218
5:45 PM	10	0	4	18	64	98	115	48	6	0	0	0	0	0	363	36-45	213
Day Total																	
Percent																	
AM Peak Volume																	
PM Peak Volume																	
Comments:																	



<b>LOCATION:</b> William Hilton Pkwy between Whooping Crane Way and Beach City Road <b>SPECIFIC LOCATION:</b> William Hilton Pkwy between Whooping Crane Way and Beach City Road <b>CITY/STATE:</b> Hilton Head Island, SC															<b>QC JOB #:</b> 14613214 <b>DIRECTION:</b> WB <b>DATE:</b> Feb 08 2018				
Start Time	15	20	25	30	35	40	45	50	55	60	65	70	75	999	Total	Pace Speed	Number in Pace		
6:00 PM	8	0	3	11	17	97	155	46	5	1	0	0	0	0	343	36-45	252		
6:15 PM	13	0	0	19	31	75	100	50	7	0	0	0	0	0	295	36-45	175		
6:30 PM	27	8	17	22	32	83	69	33	7	1	2	0	0	0	301	36-45	152		
6:45 PM	5	0	0	9	21	68	99	54	9	1	0	0	0	0	266	36-45	167		
7:00 PM	4	0	0	0	11	72	126	44	11	1	0	0	0	0	269	36-45	197		
7:15 PM	4	0	1	3	14	26	105	57	12	0	0	0	0	0	222	41-50	161		
7:30 PM	3	0	0	2	5	26	66	57	13	0	0	0	0	0	172	41-50	123		
7:45 PM	2	0	0	3	2	27	103	55	6	2	0	0	0	0	200	41-50	158		
8:00 PM	2	0	0	0	9	49	74	25	9	0	0	0	0	0	168	36-45	123		
8:15 PM	3	0	0	0	0	8	78	38	9	1	0	0	0	0	137	41-50	115		
8:30 PM	2	0	0	1	2	32	66	36	10	0	0	0	0	0	149	41-50	101		
8:45 PM	1	0	0	0	2	18	61	26	12	0	0	0	0	0	120	41-50	86		
9:00 PM	2	0	0	2	4	24	75	40	4	0	0	0	0	0	151	41-50	115		
9:15 PM	1	0	0	0	3	18	63	30	6	1	0	0	0	0	122	41-50	93		
9:30 PM	0	0	0	1	0	13	41	34	4	3	0	0	0	0	96	41-50	75		
9:45 PM	0	0	0	0	1	7	30	32	5	0	2	0	0	0	77	41-50	62		
10:00 PM	1	0	0	0	1	10	64	38	8	2	0	0	0	0	124	41-50	101		
10:15 PM	1	0	0	0	1	21	62	37	2	0	0	0	0	0	124	41-50	99		
10:30 PM	0	0	0	0	1	11	33	30	12	0	0	0	0	0	87	41-50	63		
10:45 PM	0	0	0	0	0	9	20	19	7	1	0	0	0	0	56	41-50	38		
11:00 PM	2	0	0	0	0	9	28	21	4	2	0	0	0	0	66	41-50	49		
11:15 PM	1	0	0	0	1	9	14	18	2	0	0	0	0	0	45	41-50	32		
11:30 PM	1	0	0	1	1	6	13	15	4	0	0	0	0	0	41	41-50	28		
11:45 PM	0	0	0	0	0	7	16	17	5	0	0	0	0	0	45	41-50	33		
<b>Day Total</b>	1110	345	545	869	2202	5242	6279	2954	444	51	6	0	0	0	20047	36-45	11520		
<b>Percent</b>	5.5%	1.7%	2.7%	4.3%	11.0%	26.1%	31.3%	14.7%	2.2%	0.3%	0.0%	0.0%	0.0%	0.0%					
<b>ADT 20047</b>																			
<b>AM Peak Volume</b>	11:15 AM	10:45 AM	9:45 AM	9:30 AM	11:30 AM	11:30 AM	11:00 AM	8:15 AM	8:45 AM	7:15 AM	6:00 AM						11:30 AM		
	21	1	3	22	102	150	132	96	13	3	1						397		
<b>PM Peak Volume</b>	5:15 PM	5:15 PM	5:00 PM	4:15 PM	3:00 PM	3:00 PM	6:00 PM	7:15 PM	7:30 PM	9:30 PM	6:30 PM						4:30 PM		
	177	93	90	69	96	156	155	57	13	3	2						474		
<i>Comments:</i>																			

<b>LOCATION:</b> William Hilton Pkwy between Whooping Crane Way and Beach City Road														<b>QC JOB #:</b> 14613214			
<b>SPECIFIC LOCATION:</b> William Hilton Pkwy between Whooping Crane Way and Beach City Road														<b>DIRECTION:</b> WB			
<b>CITY/STATE:</b> Hilton Head Island, SC														<b>DATE:</b> Feb 08 2018 - Feb 08 2018			
Start Time	1 15	16 20	21 25	26 30	31 35	36 40	41 45	46 50	51 55	56 60	61 65	66 70	71 75	76 999	Total	Pace Speed	Number in Pace
<b>Grand Total</b>	1110	345	545	869	2202	5242	6279	2954	444	51	6	0	0	0	20047	36-45	11520
<b>Percent</b>	5.5%	1.7%	2.7%	4.3%	11.0%	26.1%	31.3%	14.7%	2.2%	0.3%	0.0%	0.0%	0.0%	0.0%			
<b>Cumulative Percent</b>	5.5%	7.3%	10.0%	14.3%	25.3%	51.4%	82.8%	97.5%	99.7%	100.0%	100.0%	100.0%	100.0%	100.0%			
<b>ADT 20047</b>															<b>85th Percentile</b> 45 MPH <b>Mean Speed(Average):</b> 37 MPH		
<i>Comments:</i>															<b>Median</b> 39 MPH <b>Mode:</b> 43 MPH		



<b>LOCATION:</b> William Hilton Pkwy between Whooping Crane Way and Beach City Road <b>SPECIFIC LOCATION:</b> William Hilton Pkwy between Whooping Crane Way and Beach City Road <b>CITY/STATE:</b> Hilton Head Island, SC														<b>QC JOB #:</b> 14613214 <b>DIRECTION:</b> WB <b>DATE:</b> Feb 08 2018	
Start Time	Motor-cycles	Cars & Trailer	2 Axle Long	Buses	2 Axle 6 Tire	3 Axle Single	4 Axle Single	<5 Axle Double	5 Axle Double	>6 Axle Double	<6 Axle Multi	6 Axle Multi	>6 Axle Multi	Not Classified	Total
12:00 AM	0	27	3	0	0	0	0	0	0	0	0	0	0	0	30
12:15 AM	0	10	0	0	0	0	0	0	1	0	0	0	0	0	11
12:30 AM	0	10	3	0	1	0	0	0	0	0	0	0	0	0	14
12:45 AM	0	10	3	0	0	0	0	0	0	0	0	0	0	0	13
1:00 AM	0	14	4	0	0	0	0	0	0	0	0	0	0	0	18
1:15 AM	0	7	1	0	0	0	0	0	0	0	0	0	0	0	8
1:30 AM	0	10	1	0	0	0	0	0	0	0	0	0	0	0	11
1:45 AM	0	7	0	0	0	0	0	0	0	0	0	0	0	0	7
2:00 AM	0	5	1	0	0	0	0	0	0	0	0	0	0	0	6
2:15 AM	0	7	1	0	0	0	0	0	0	0	0	0	0	0	8
2:30 AM	0	3	0	0	0	0	0	0	0	0	0	0	0	0	3
2:45 AM	0	2	0	0	0	1	0	0	0	0	0	0	0	0	3
3:00 AM	0	2	3	0	0	0	0	0	1	0	0	0	0	0	6
3:15 AM	0	0	0	1	0	0	0	0	0	0	0	0	0	0	1
3:30 AM	0	7	3	0	0	0	0	0	0	0	0	0	0	0	10
3:45 AM	0	6	1	0	0	0	0	0	0	0	0	0	0	0	7
4:00 AM	0	4	0	0	0	0	0	0	0	0	0	0	0	0	4
4:15 AM	0	4	1	0	0	0	0	0	0	0	0	0	0	0	5
4:30 AM	0	4	2	0	0	0	0	0	0	0	0	0	0	0	6
4:45 AM	0	12	2	0	1	0	0	1	0	0	0	0	0	0	16
5:00 AM	0	19	3	0	0	0	0	0	0	0	0	0	0	0	22
5:15 AM	0	15	6	0	2	0	0	0	0	1	0	0	0	0	24
5:30 AM	0	20	5	0	0	0	0	1	1	0	0	0	0	1	28
5:45 AM	1	29	10	0	0	0	0	0	0	0	0	0	0	1	41
Day Total															
Percent															
AM Peak Volume															
PM Peak Volume															
Comments:															

<b>LOCATION:</b> William Hilton Pkwy between Whooping Crane Way and Beach City Road <b>SPECIFIC LOCATION:</b> William Hilton Pkwy between Whooping Crane Way and Beach City Road <b>CITY/STATE:</b> Hilton Head Island, SC														<b>QC JOB #:</b> 14613214 <b>DIRECTION:</b> WB <b>DATE:</b> Feb 08 2018	
Start Time	Motor-cycles	Cars & Trailer	2 Axle Long	Buses	2 Axle 6 Tire	3 Axle Single	4 Axle Single	<5 Axle Double	5 Axle Double	>6 Axle Double	<6 Axle Multi	6 Axle Multi	>6 Axle Multi	Not Classified	Total
6:00 AM	0	55	13	3	1	1	0	1	1	0	0	0	0	1	76
6:15 AM	0	53	8	0	4	0	0	1	0	0	0	0	0	0	66
6:30 AM	0	57	20	0	2	4	0	0	0	0	0	0	0	0	83
6:45 AM	0	86	21	2	2	0	0	6	0	0	0	0	0	1	118
7:00 AM	4	127	28	2	2	0	0	3	1	1	0	1	0	1	170
7:15 AM	4	184	43	1	4	3	0	2	3	1	0	1	0	4	250
7:30 AM	4	231	45	0	6	2	0	3	2	1	2	0	0	5	301
7:45 AM	2	169	54	1	6	0	1	4	1	2	1	0	0	11	252
8:00 AM	2	197	38	7	8	2	0	5	1	0	1	1	1	8	271
8:15 AM	2	192	53	0	6	4	1	3	0	0	1	0	0	7	269
8:30 AM	3	205	67	4	8	2	0	5	2	0	0	0	0	17	313
8:45 AM	6	212	43	2	7	2	0	1	1	2	0	0	0	7	283
9:00 AM	3	159	43	0	10	5	0	4	1	1	1	1	1	11	240
9:15 AM	5	207	49	1	10	3	0	0	1	0	0	1	0	12	289
9:30 AM	9	188	43	1	17	1	1	3	2	0	0	0	0	19	284
9:45 AM	4	217	39	1	4	3	2	3	3	0	0	0	0	9	285
10:00 AM	2	226	42	1	12	3	1	2	0	1	0	0	0	5	295
10:15 AM	7	250	42	2	11	0	2	2	2	0	0	0	0	9	327
10:30 AM	4	227	51	1	14	4	1	5	2	0	1	1	0	8	319
10:45 AM	7	235	52	0	6	1	0	10	1	1	0	0	1	11	325
11:00 AM	7	268	43	0	8	6	2	5	4	3	0	0	0	16	362
11:15 AM	15	243	54	1	8	2	0	10	0	2	2	1	2	23	363
11:30 AM	10	281	55	2	12	0	2	8	3	0	0	1	2	21	397
11:45 AM	2	272	52	1	14	0	1	8	0	0	0	1	1	11	363
Day Total															
Percent															
AM Peak Volume															
PM Peak Volume															
Comments:															

<b>LOCATION:</b> William Hilton Pkwy between Whooping Crane Way and Beach City Road <b>SPECIFIC LOCATION:</b> William Hilton Pkwy between Whooping Crane Way and Beach City Road <b>CITY/STATE:</b> Hilton Head Island, SC														<b>QC JOB #:</b> 14613214 <b>DIRECTION:</b> WB <b>DATE:</b> Feb 08 2018	
Start Time	Motor-cycles	Cars & Trailer	2 Axle Long	Buses	2 Axle 6 Tire	3 Axle Single	4 Axle Single	<5 Axle Double	5 Axle Double	>6 Axle Double	<6 Axle Multi	6 Axle Multi	>6 Axle Multi	Not Classified	Total
12:00 PM	1	274	50	1	6	1	0	10	3	2	1	0	1	15	365
12:15 PM	7	240	52	1	4	5	1	4	1	3	3	1	0	26	348
12:30 PM	3	299	51	1	8	1	0	6	3	1	0	0	0	14	387
12:45 PM	6	291	70	1	8	2	0	3	2	1	0	0	0	23	407
1:00 PM	3	271	57	5	9	1	1	4	1	0	1	0	1	13	367
1:15 PM	13	292	62	5	11	1	0	3	1	2	0	0	0	13	403
1:30 PM	6	254	43	1	7	2	0	7	0	5	2	0	0	9	336
1:45 PM	11	297	56	5	11	5	3	9	1	4	0	0	0	23	425
2:00 PM	11	279	59	2	16	3	2	8	1	0	1	0	0	14	396
2:15 PM	6	286	69	2	13	2	0	6	0	2	3	1	0	32	422
2:30 PM	19	292	50	4	7	3	1	4	1	2	1	0	1	24	409
2:45 PM	4	256	61	5	10	1	0	5	0	2	2	2	0	19	367
3:00 PM	11	325	63	1	12	5	1	9	1	1	2	0	0	27	458
3:15 PM	13	289	53	2	10	4	0	7	0	1	0	0	0	24	403
3:30 PM	20	301	63	0	9	1	1	10	1	0	0	1	2	25	434
3:45 PM	9	275	63	1	17	1	1	5	1	3	1	1	0	29	407
4:00 PM	10	312	66	1	10	5	0	3	0	2	0	0	1	27	437
4:15 PM	11	321	68	4	4	0	0	7	0	0	1	0	1	23	440
4:30 PM	24	321	86	0	7	1	2	10	0	4	0	1	0	18	474
4:45 PM	13	314	65	0	6	2	1	8	3	0	1	0	1	32	446
5:00 PM	27	300	63	1	6	2	1	5	0	2	1	0	1	60	469
5:15 PM	16	291	54	1	5	3	0	4	0	0	1	0	2	66	443
5:30 PM	10	268	57	0	8	2	0	3	0	2	1	2	0	9	362
5:45 PM	5	279	51	0	8	1	0	5	0	0	4	0	0	10	363
Day Total															
Percent															
AM Peak Volume															
PM Peak Volume															
Comments:															

<b>LOCATION:</b> William Hilton Pkwy between Whooping Crane Way and Beach City Road <b>SPECIFIC LOCATION:</b> William Hilton Pkwy between Whooping Crane Way and Beach City Road <b>CITY/STATE:</b> Hilton Head Island, SC														<b>QC JOB #:</b> 14613214 <b>DIRECTION:</b> WB <b>DATE:</b> Feb 08 2018	
Start Time	Motor-cycles	Cars & Trailer	2 Axle Long	Buses	2 Axle 6 Tire	3 Axle Single	4 Axle Single	<5 Axle Double	5 Axle Double	>6 Axle Double	<6 Axle Multi	6 Axle Multi	>6 Axle Multi	Not Classified	Total
6:00 PM	3	260	53	1	9	3	1	4	0	0	0	0	0	9	343
6:15 PM	2	224	42	0	8	0	1	3	0	0	1	0	0	14	295
6:30 PM	4	204	58	1	2	2	0	6	1	1	0	0	0	22	301
6:45 PM	6	201	44	0	8	0	0	2	0	0	0	0	0	5	266
7:00 PM	4	208	43	1	2	1	0	5	1	0	0	0	0	4	269
7:15 PM	2	181	27	1	3	0	1	3	0	0	0	0	0	4	222
7:30 PM	2	141	19	1	4	0	1	1	0	0	0	0	0	3	172
7:45 PM	0	165	27	0	3	0	0	1	1	0	0	0	1	2	200
8:00 PM	2	135	22	1	4	0	1	0	1	0	0	0	0	2	168
8:15 PM	2	110	17	0	4	0	1	0	0	0	0	0	0	3	137
8:30 PM	1	123	19	0	3	0	0	0	1	0	0	0	0	2	149
8:45 PM	0	106	10	0	2	0	0	0	0	0	0	0	1	1	120
9:00 PM	2	127	18	0	1	0	0	0	0	1	0	0	0	2	151
9:15 PM	1	103	14	1	2	0	0	0	0	0	0	0	0	1	122
9:30 PM	0	84	9	0	1	0	0	1	0	0	0	0	0	1	96
9:45 PM	3	61	11	0	1	0	0	1	0	0	0	0	0	0	77
10:00 PM	0	113	8	0	1	0	0	1	0	0	0	0	0	1	124
10:15 PM	0	115	6	0	0	0	0	1	1	0	0	0	0	1	124
10:30 PM	1	72	9	1	3	0	0	0	1	0	0	0	0	0	87
10:45 PM	1	49	6	0	0	0	0	0	0	0	0	0	0	0	56
11:00 PM	0	54	9	0	1	0	0	0	0	0	0	0	0	2	66
11:15 PM	0	35	7	0	2	0	0	0	0	0	0	0	0	1	45
11:30 PM	0	34	4	0	1	1	0	0	0	0	0	0	0	1	41
11:45 PM	0	36	8	1	0	0	0	0	0	0	0	0	0	0	45
<b>Day Total</b>	398	14643	2973	87	463	110	35	270	61	57	36	18	21	875	20047
<b>Percent</b>	2.0%	73.0%	14.8%	0.4%	2.3%	0.5%	0.2%	1.3%	0.3%	0.3%	0.2%	0.1%	0.1%	4.4%	
<b>ADT 20047</b>															
<b>AM Peak Volume</b>	11:15 AM	11:30 AM	8:30 AM	8:00 AM	9:30 AM	11:00 AM	9:45 AM	10:45 AM	11:00 AM	11:00 AM	7:30 AM	7:00 AM	11:15 AM	11:15 AM	11:30 AM
	15	281	67	7	17	6	2	10	4	3	2	1	2	23	397
<b>PM Peak Volume</b>	5:00 PM	3:00 PM	4:30 PM	1:00 PM	3:45 PM	12:15 PM	1:45 PM	12:00 PM	12:00 PM	1:30 PM	5:45 PM	2:45 PM	3:30 PM	5:15 PM	4:30 PM
	27	325	86	5	17	5	3	10	3	5	4	2	2	66	474
<i>Comments:</i>															

<b>LOCATION:</b> William Hilton Pkwy between Whooping Crane Way and Beach City Road													<b>QC JOB #:</b> 14613214		
<b>SPECIFIC LOCATION:</b> William Hilton Pkwy between Whooping Crane Way and Beach City Road													<b>DIRECTION:</b> WB		
<b>CITY/STATE:</b> Hilton Head Island, SC													<b>DATE:</b> Feb 08 2018 - Feb 08 2018		
Start Time	Motor-cycles	Cars & Trailer	2 Axle Long	Buses	2 Axle 6 Tire	3 Axle Single	4 Axle Single	<5 Axle Double	5 Axle Double	>6 Axle Double	<6 Axle Multi	6 Axle Multi	>6 Axle Multi	Not Classified	Total
<b>Grand Total</b>	398	14643	2973	87	463	110	35	270	61	57	36	18	21	875	20047
<b>Percent</b>	2.0%	73.0%	14.8%	0.4%	2.3%	0.5%	0.2%	1.3%	0.3%	0.3%	0.2%	0.1%	0.1%	4.4%	
<b>ADT 20047</b>															
<i>Comments:</i>															



<b>LOCATION:</b> William Hilton Pkwy between Whooping Crane Way and Beach City Road <b>SPECIFIC LOCATION:</b> William Hilton Pkwy between Whooping Crane Way and Beach City Road <b>CITY/STATE:</b> Hilton Head Island, SC										<b>QC JOB #:</b> 14613214 <b>DIRECTION:</b> WB <b>DATE:</b> Feb 08 2018 - Feb 08 2018	
Start Time	Mon	Tue	Wed	Thu 08-Feb-18	Fri	Average Weekday Hourly Traffic	Sat	Sun	Average Week Hourly Traffic	Average Week Profile	
12:00 AM				30		30			30		
12:15 AM				11		11			11		
12:30 AM				14		14			14		
12:45 AM				13		13			13		
1:00 AM				18		18			18		
1:15 AM				8		8			8		
1:30 AM				11		11			11		
1:45 AM				7		7			7		
2:00 AM				6		6			6		
2:15 AM				8		8			8		
2:30 AM				3		3			3		
2:45 AM				3		3			3		
3:00 AM				6		6			6		
3:15 AM				1		1			1		
3:30 AM				10		10			10		
3:45 AM				7		7			7		
4:00 AM				4		4			4		
4:15 AM				5		5			5		
4:30 AM				6		6			6		
4:45 AM				16		16			16		
5:00 AM				22		22			22		
5:15 AM				24		24			24		
5:30 AM				28		28			28		
5:45 AM				41		41			41		
<b>Day Total</b>											
% Weekday Average											
% Week Average											
AM Peak Volume											
PM Peak Volume											
<i>Comments:</i>											



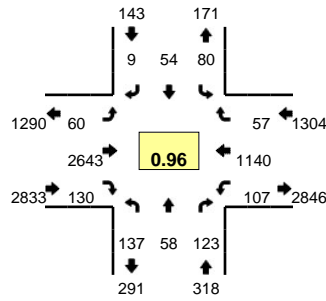
<b>LOCATION:</b> William Hilton Pkwy between Whooping Crane Way and Beach City Road <b>SPECIFIC LOCATION:</b> William Hilton Pkwy between Whooping Crane Way and Beach City Road <b>CITY/STATE:</b> Hilton Head Island, SC										<b>QC JOB #:</b> 14613214 <b>DIRECTION:</b> WB <b>DATE:</b> Feb 08 2018 - Feb 08 2018
Start Time	Mon	Tue	Wed	Thu 08-Feb-18	Fri	Average Weekday Hourly Traffic	Sat	Sun	Average Week Hourly Traffic	Average Week Profile
6:00 AM				76		76			76	
6:15 AM				66		66			66	
6:30 AM				83		83			83	
6:45 AM				118		118			118	
7:00 AM				170		170			170	
7:15 AM				250		250			250	
7:30 AM				301		301			301	
7:45 AM				252		252			252	
8:00 AM				271		271			271	
8:15 AM				269		269			269	
8:30 AM				313		313			313	
8:45 AM				283		283			283	
9:00 AM				240		240			240	
9:15 AM				289		289			289	
9:30 AM				284		284			284	
9:45 AM				285		285			285	
10:00 AM				295		295			295	
10:15 AM				327		327			327	
10:30 AM				319		319			319	
10:45 AM				325		325			325	
11:00 AM				362		362			362	
11:15 AM				363		363			363	
11:30 AM				<b>397</b>		<b>397</b>			<b>397</b>	
11:45 AM				363		363			363	
<b>Day Total</b>										
% Weekday Average										
% Week Average										
AM Peak Volume										
PM Peak Volume										
<i>Comments:</i>										

<b>LOCATION:</b> William Hilton Pkwy between Whooping Crane Way and Beach City Road <b>SPECIFIC LOCATION:</b> William Hilton Pkwy between Whooping Crane Way and Beach City Road <b>CITY/STATE:</b> Hilton Head Island, SC										<b>QC JOB #:</b> 14613214 <b>DIRECTION:</b> WB <b>DATE:</b> Feb 08 2018 - Feb 08 2018
Start Time	Mon	Tue	Wed	Thu 08-Feb-18	Fri	Average Weekday Hourly Traffic	Sat	Sun	Average Week Hourly Traffic	Average Week Profile
12:00 PM				365		365			365	
12:15 PM				348		348			348	
12:30 PM				387		387			387	
12:45 PM				407		407			407	
1:00 PM				367		367			367	
1:15 PM				403		403			403	
1:30 PM				336		336			336	
1:45 PM				425		425			425	
2:00 PM				396		396			396	
2:15 PM				422		422			422	
2:30 PM				409		409			409	
2:45 PM				367		367			367	
3:00 PM				458		458			458	
3:15 PM				403		403			403	
3:30 PM				434		434			434	
3:45 PM				407		407			407	
4:00 PM				437		437			437	
4:15 PM				440		440			440	
4:30 PM				<b>474</b>		<b>474</b>			<b>474</b>	
4:45 PM				446		446			446	
5:00 PM				469		469			469	
5:15 PM				443		443			443	
5:30 PM				362		362			362	
5:45 PM				363		363			363	
<b>Day Total</b>										
% Weekday Average										
% Week Average										
AM Peak Volume										
PM Peak Volume										
<i>Comments:</i>										

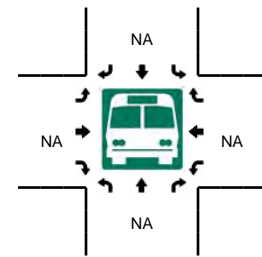
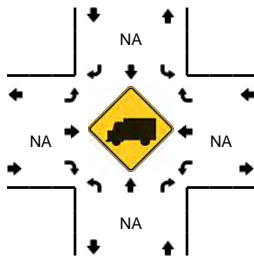
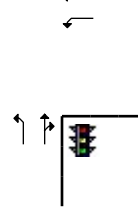
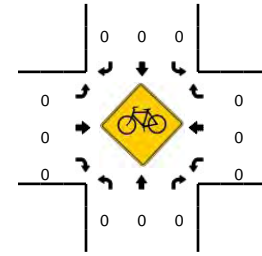
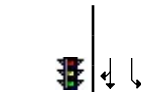
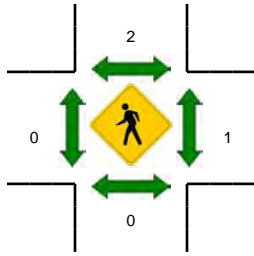
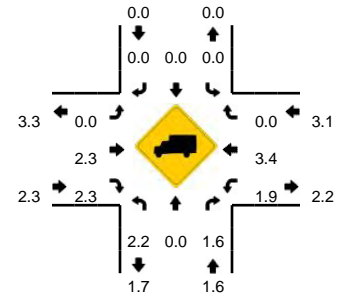
<b>LOCATION:</b> William Hilton Pkwy between Whooping Crane Way and Beach City Road <b>SPECIFIC LOCATION:</b> William Hilton Pkwy between Whooping Crane Way and Beach City Road <b>CITY/STATE:</b> Hilton Head Island, SC										<b>QC JOB #:</b> 14613214 <b>DIRECTION:</b> WB <b>DATE:</b> Feb 08 2018 - Feb 08 2018
Start Time	Mon	Tue	Wed	Thu 08-Feb-18	Fri	Average Weekday Hourly Traffic	Sat	Sun	Average Week Hourly Traffic	Average Week Profile
6:00 PM				343		343			343	
6:15 PM				295		295			295	
6:30 PM				301		301			301	
6:45 PM				266		266			266	
7:00 PM				269		269			269	
7:15 PM				222		222			222	
7:30 PM				172		172			172	
7:45 PM				200		200			200	
8:00 PM				168		168			168	
8:15 PM				137		137			137	
8:30 PM				149		149			149	
8:45 PM				120		120			120	
9:00 PM				151		151			151	
9:15 PM				122		122			122	
9:30 PM				96		96			96	
9:45 PM				77		77			77	
10:00 PM				124		124			124	
10:15 PM				124		124			124	
10:30 PM				87		87			87	
10:45 PM				56		56			56	
11:00 PM				66		66			66	
11:15 PM				45		45			45	
11:30 PM				41		41			41	
11:45 PM				45		45			45	
<b>Day Total</b>				20047		20047			20047	
% Weekday Average				100.0%						
% Week Average				100.0%		100.0%				
AM Peak Volume				11:30 AM 397		11:30 AM 397			11:30 AM 397	
PM Peak Volume				4:30 PM 474		4:30 PM 474			4:30 PM 474	
<i>Comments:</i>										

**LOCATION:** Wild Horse Rd -- William Hilton Pkwy  
**CITY/STATE:** Hilton Head Island, SC

**QC JOB #:** 14613201  
**DATE:** Thu, Feb 08 2018



**Peak-Hour: 7:30 AM -- 8:30 AM**  
**Peak 15-Min: 7:45 AM -- 8:00 AM**

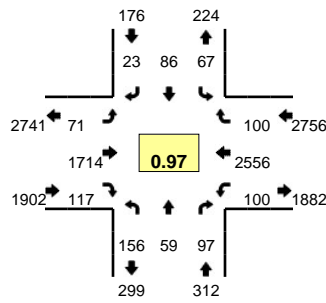


15-Min Count Period Beginning At	Wild Horse Rd (Northbound)				Wild Horse Rd (Southbound)				William Hilton Pkwy (Eastbound)				William Hilton Pkwy (Westbound)				Total	Hourly Totals
	Left	Thru	Right	U	Left	Thru	Right	U	Left	Thru	Right	U	Left	Thru	Right	U		
7:00 AM	17	4	33	0	14	3	2	0	10	593	27	1	3	177	5	0	889	
7:15 AM	37	13	55	0	10	5	3	0	10	611	41	0	15	237	14	0	1051	
7:30 AM	34	17	32	0	14	20	4	0	17	653	30	1	42	272	22	0	1158	
7:45 AM	33	13	28	0	32	19	2	0	14	679	29	1	31	297	16	0	1194	4292
8:00 AM	39	11	24	0	16	10	1	0	10	639	38	2	16	277	12	0	1095	4498
8:15 AM	31	17	39	0	18	5	2	0	15	672	33	0	18	294	7	0	1151	4598
8:30 AM	20	9	39	0	12	13	1	0	10	637	34	1	20	312	6	2	1116	4556
8:45 AM	29	5	14	0	15	10	2	0	18	604	28	2	15	273	12	2	1029	4391
Peak 15-Min Flowrates	Northbound				Southbound				Eastbound				Westbound				Total	
	Left	Thru	Right	U	Left	Thru	Right	U	Left	Thru	Right	U	Left	Thru	Right	U		
All Vehicles	132	52	112	0	128	76	8	0	56	2716	116	4	124	1188	64	0	4776	
Heavy Trucks	4	0	0		0	0	0		0	56	4		0	44	0		108	
Pedestrians		0				0				0				0			0	
Bicycles	0	0	0		0	0	0		0	0	0		0	0	0		0	
Railroad																	0	
Stopped Buses																	0	

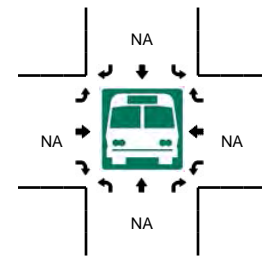
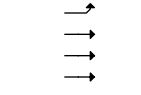
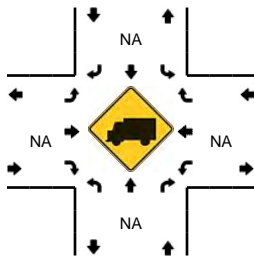
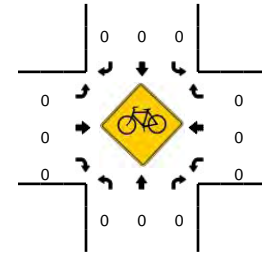
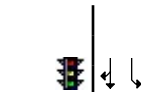
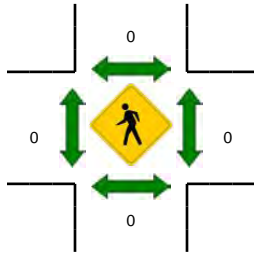
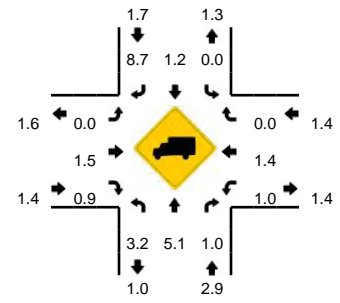
Comments:

**LOCATION:** Wild Horse Rd -- William Hilton Pkwy  
**CITY/STATE:** Hilton Head Island, SC

**QC JOB #:** 14613202  
**DATE:** Thu, Feb 08 2018



**Peak-Hour: 4:00 PM -- 5:00 PM**  
**Peak 15-Min: 4:15 PM -- 4:30 PM**

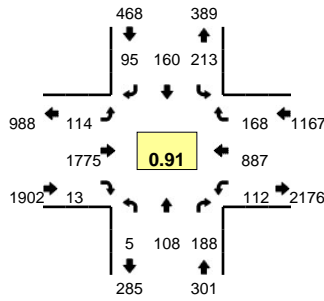


15-Min Count Period Beginning At	Wild Horse Rd (Northbound)				Wild Horse Rd (Southbound)				William Hilton Pkwy (Eastbound)				William Hilton Pkwy (Westbound)				Total	Hourly Totals
	Left	Thru	Right	U	Left	Thru	Right	U	Left	Thru	Right	U	Left	Thru	Right	U		
2:00 PM	24	11	25	0	11	6	0	0	13	346	18	2	20	368	16	0	860	
2:15 PM	23	10	24	0	14	3	4	0	4	414	22	1	19	419	12	1	970	
2:30 PM	28	7	27	0	10	11	3	0	10	427	34	1	17	432	7	1	1015	
2:45 PM	21	10	15	0	10	13	6	0	14	420	25	2	38	433	27	1	1035	3880
3:00 PM	24	8	12	0	8	10	1	0	11	367	18	2	24	442	13	2	942	3962
3:15 PM	24	7	20	0	18	8	5	0	12	432	40	1	21	581	15	0	1184	4176
3:30 PM	37	9	22	0	11	10	3	0	3	417	29	0	20	554	16	2	1133	4294
3:45 PM	41	7	23	0	7	17	0	0	7	426	30	1	29	543	27	0	1158	4417
4:00 PM	43	16	26	0	9	36	6	0	17	401	28	2	34	589	27	1	1235	4710
4:15 PM	42	14	32	0	23	20	4	0	18	466	34	1	16	627	24	1	1322	4848
4:30 PM	42	16	19	0	14	14	9	0	13	392	23	1	28	677	22	0	1270	4985
4:45 PM	29	13	20	0	21	16	4	0	17	455	32	2	18	663	27	2	1319	5146
5:00 PM	42	13	30	0	17	17	3	0	22	352	29	2	19	617	23	0	1186	5097
5:15 PM	29	11	23	0	9	20	2	0	17	409	36	0	19	686	21	0	1282	5057
5:30 PM	33	9	24	0	11	22	2	0	21	397	41	2	18	653	31	1	1265	5052
5:45 PM	31	16	21	0	13	15	2	0	24	399	40	2	18	397	21	1	1000	4733
Peak 15-Min Flowrates	Northbound				Southbound				Eastbound				Westbound				Total	
	Left	Thru	Right	U	Left	Thru	Right	U	Left	Thru	Right	U	Left	Thru	Right	U		
All Vehicles	168	56	128	0	92	80	16	0	72	1864	136	4	64	2508	96	4	5288	
Heavy Trucks	4	8	0		0	0	4		0	32	0		0	32	0		80	
Pedestrians		0				0				0				0			0	
Bicycles	0	0	0		0	0	0		0	0	0		0	0	0		0	
Railroad																		
Stopped Buses																		

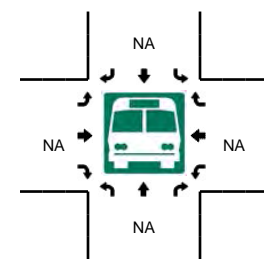
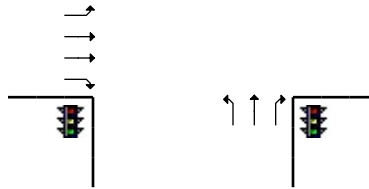
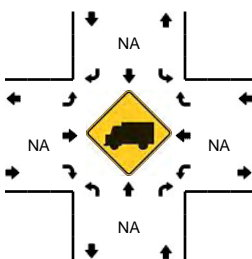
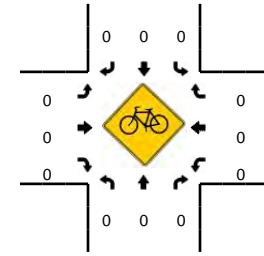
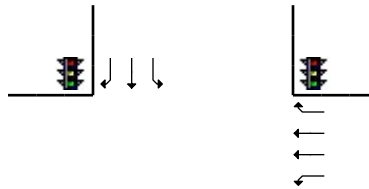
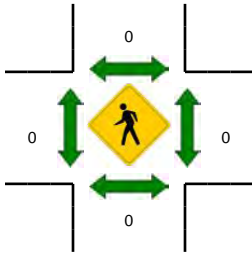
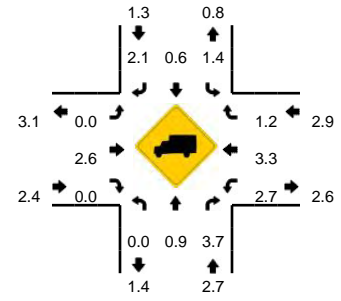
Comments:

**LOCATION:** Gumtree Rd -- William Hilton Pkwy  
**CITY/STATE:** Hilton Head Island, SC

**QC JOB #:** 14613203  
**DATE:** Thu, Feb 08 2018



**Peak-Hour: 7:30 AM -- 8:30 AM**  
**Peak 15-Min: 7:30 AM -- 7:45 AM**

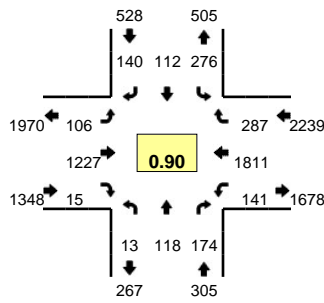


15-Min Count Period Beginning At	Gumtree Rd (Northbound)				Gumtree Rd (Southbound)				William Hilton Pkwy (Eastbound)				William Hilton Pkwy (Westbound)				Total	Hourly Totals
	Left	Thru	Right	U	Left	Thru	Right	U	Left	Thru	Right	U	Left	Thru	Right	U		
7:00 AM	0	13	30	0	45	13	12	0	37	461	2	0	6	123	22	0	764	
7:15 AM	0	28	45	0	55	29	18	0	40	423	2	1	27	193	33	0	894	
7:30 AM	0	32	68	0	64	39	33	0	37	467	6	0	35	228	47	0	1056	
7:45 AM	2	22	40	0	57	50	27	0	24	464	4	0	28	237	47	0	1002	3716
8:00 AM	3	15	30	0	41	41	15	0	23	414	3	0	22	207	41	0	855	3807
8:15 AM	0	39	50	0	51	30	20	0	29	430	0	1	27	215	33	0	925	3838
8:30 AM	0	38	62	0	51	41	19	0	32	446	1	2	28	225	38	0	983	3765
8:45 AM	0	18	33	0	63	36	25	0	15	419	0	2	28	205	33	0	877	3640
Peak 15-Min Flowrates	Northbound				Southbound				Eastbound				Westbound				Total	
All Vehicles	0	128	272	0	256	156	132	0	148	1868	24	0	140	912	188	0	4224	
Heavy Trucks	0	0	0	0	0	4	0	0	0	36	0	0	4	28	0	0	72	
Pedestrians	0	0	0	0	0	0	0	0	0	0	0	0	0	0	0	0	0	
Bicycles	0	0	0	0	0	0	0	0	0	0	0	0	0	0	0	0	0	
Railroad																		
Stopped Buses																		

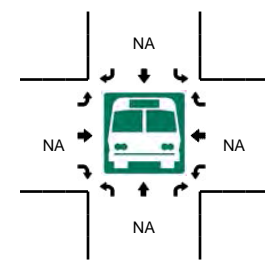
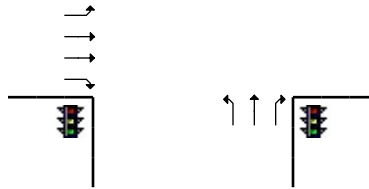
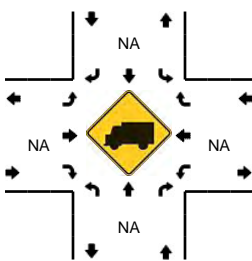
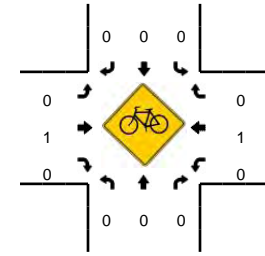
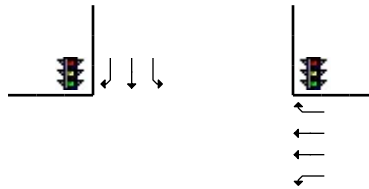
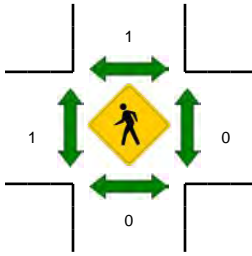
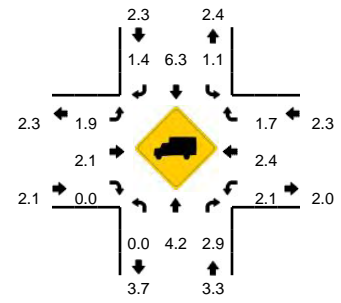
Comments:

**LOCATION:** Gumtree Rd -- William Hilton Pkwy  
**CITY/STATE:** Hilton Head Island, SC

**QC JOB #:** 14613204  
**DATE:** Thu, Feb 08 2018



**Peak-Hour: 3:30 PM -- 4:30 PM**  
**Peak 15-Min: 4:15 PM -- 4:30 PM**

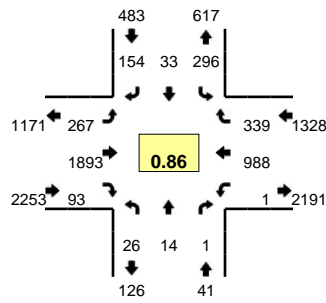


15-Min Count Period Beginning At	Gumtree Rd (Northbound)				Gumtree Rd (Southbound)				William Hilton Pkwy (Eastbound)				William Hilton Pkwy (Westbound)				Total	Hourly Totals
	Left	Thru	Right	U	Left	Thru	Right	U	Left	Thru	Right	U	Left	Thru	Right	U		
2:00 PM	5	16	39	0	65	18	17	0	12	314	2	5	25	344	65	0	927	
2:15 PM	2	22	55	0	66	11	19	0	15	304	0	0	18	307	49	2	870	
2:30 PM	1	20	50	0	70	21	22	0	25	345	3	4	31	394	73	1	1060	
2:45 PM	1	24	38	0	71	36	25	0	14	289	5	6	37	373	79	1	999	3856
3:00 PM	8	14	31	0	49	29	28	0	9	286	1	0	37	389	71	1	953	3882
3:15 PM	2	24	35	0	47	17	26	0	21	301	1	0	30	454	60	1	1019	4031
3:30 PM	1	27	43	0	55	20	31	0	24	329	4	3	21	417	61	0	1036	4007
3:45 PM	6	33	48	0	79	41	31	0	20	273	5	1	45	408	79	1	1070	4078
4:00 PM	4	32	33	0	74	35	40	0	26	259	2	1	49	464	73	0	1092	4217
4:15 PM	2	26	50	0	68	16	38	0	30	366	4	1	25	522	74	0	1222	4420
4:30 PM	6	17	32	0	50	23	27	0	24	279	4	0	24	471	69	0	1026	4410
4:45 PM	6	48	39	0	40	27	26	0	29	314	2	1	25	437	75	1	1070	4410
5:00 PM	4	37	45	0	51	27	22	0	48	272	0	3	40	464	80	0	1093	4411
5:15 PM	5	41	55	0	46	18	36	0	34	286	3	1	22	530	74	0	1151	4340
5:30 PM	6	40	34	0	50	24	29	0	36	279	1	0	32	443	64	0	1038	4352
5:45 PM	4	25	27	0	23	6	26	0	35	310	1	0	25	295	67	0	844	4126
<b>Peak 15-Min Flowrates</b>	<b>Northbound</b>				<b>Southbound</b>				<b>Eastbound</b>				<b>Westbound</b>				<b>Total</b>	
All Vehicles	8	104	200	0	272	64	152	0	120	1464	16	4	100	2088	296	0	4888	
Heavy Trucks	0	0	4		0	0	4		4	28	0		0	32	12		84	
Pedestrians	0	0	0		0	0	0		0	0	0		0	0	0		0	
Bicycles	0	0	0		0	0	0		0	0	0		0	0	0		0	
Railroad																		
Stopped Buses																		

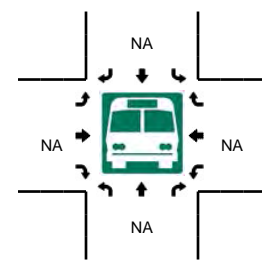
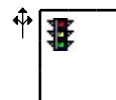
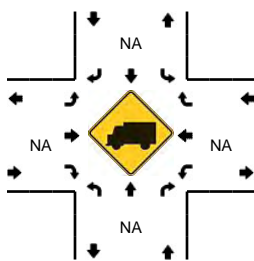
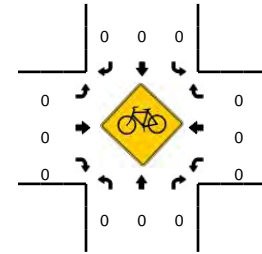
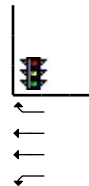
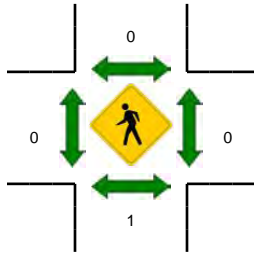
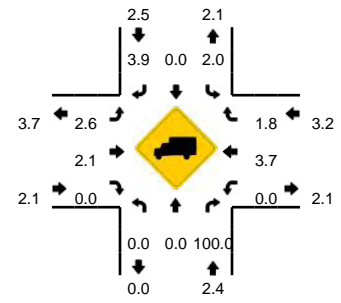
Comments:

**LOCATION:** Wilborn Rd -- William Hilton Pkwy  
**CITY/STATE:** Hilton Head Island, SC

**QC JOB #:** 14613205  
**DATE:** Thu, Feb 08 2018



**Peak-Hour: 7:15 AM -- 8:15 AM**  
**Peak 15-Min: 7:30 AM -- 7:45 AM**



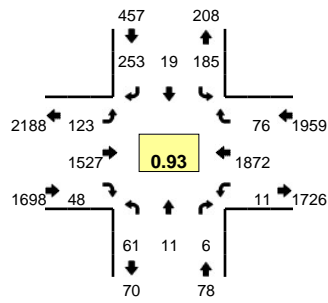
15-Min Count Period Beginning At	Wilborn Rd (Northbound)				Wilborn Rd (Southbound)				William Hilton Pkwy (Eastbound)				William Hilton Pkwy (Westbound)				Total	Hourly Totals
	Left	Thru	Right	U	Left	Thru	Right	U	Left	Thru	Right	U	Left	Thru	Right	U		
7:00 AM	3	4	1	0	12	3	5	0	82	449	9	0	0	148	40	0	756	
7:15 AM	8	1	1	0	89	14	47	0	82	432	18	0	0	217	108	1	1018	
7:30 AM	7	10	0	0	106	11	51	0	91	485	38	1	0	246	146	0	1192	
7:45 AM	7	1	0	0	70	6	33	0	49	533	17	0	0	272	47	0	1035	4001
8:00 AM	4	2	0	0	31	2	23	0	42	443	20	2	0	253	38	0	860	4105
8:15 AM	8	5	0	0	62	2	48	0	73	439	16	0	0	221	77	1	952	4039
8:30 AM	4	5	1	0	91	7	42	0	90	475	20	1	1	238	110	0	1085	3932
8:45 AM	6	1	0	0	38	9	22	0	28	497	9	0	1	235	14	1	861	3758
Peak 15-Min Flowrates	Northbound				Southbound				Eastbound				Westbound				Total	
	Left	Thru	Right	U	Left	Thru	Right	U	Left	Thru	Right	U	Left	Thru	Right	U		
All Vehicles	28	40	0	0	424	44	204	0	364	1940	152	4	0	984	584	0	4768	
Heavy Trucks	0	0	0	0	4	0	16	0	0	32	0	0	0	20	0	0	72	
Pedestrians		4				0				0				0			4	
Bicycles	0	0	0		0	0	0		0	0	0		0	0	0		0	
Railroad																	0	
Stopped Buses																	0	

Comments:

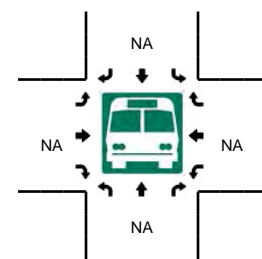
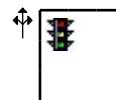
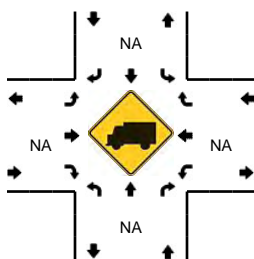
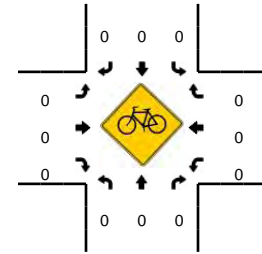
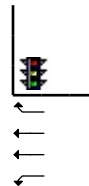
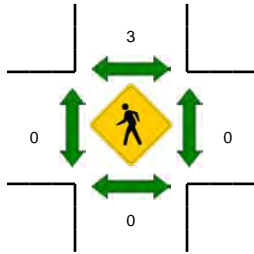
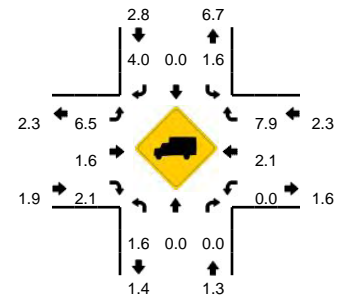


**LOCATION:** Wilborn Rd -- William Hilton Pkwy  
**CITY/STATE:** Hilton Head Island, SC

**QC JOB #:** 14613206  
**DATE:** Thu, Feb 08 2018



**Peak-Hour: 3:30 PM -- 4:30 PM**  
**Peak 15-Min: 4:00 PM -- 4:15 PM**

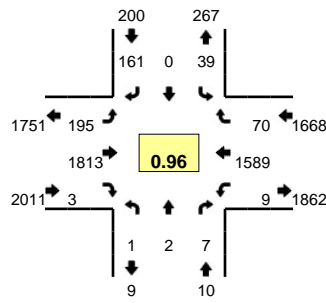


15-Min Count Period Beginning At	Wilborn Rd (Northbound)				Wilborn Rd (Southbound)				William Hilton Pkwy (Eastbound)				William Hilton Pkwy (Westbound)				Total	Hourly Totals
	Left	Thru	Right	U	Left	Thru	Right	U	Left	Thru	Right	U	Left	Thru	Right	U		
2:00 PM	1	1	0	0	8	0	20	0	21	396	5	2	1	408	14	1	878	
2:15 PM	7	4	2	0	11	3	22	0	24	392	11	1	0	352	19	4	852	
2:30 PM	4	4	2	0	3	0	27	0	32	416	9	2	1	450	23	1	974	
2:45 PM	11	4	4	0	66	8	59	0	28	359	7	0	4	408	22	3	983	3687
3:00 PM	21	3	1	0	39	5	45	0	24	345	10	0	1	433	11	1	939	3748
3:15 PM	14	5	3	0	16	0	39	0	26	342	10	1	1	471	10	2	940	3836
3:30 PM	9	1	3	0	14	1	16	0	38	402	12	2	1	454	27	3	983	3845
3:45 PM	17	3	0	0	65	7	91	0	33	329	11	0	0	415	18	2	991	3853
4:00 PM	20	5	2	0	84	7	96	0	30	363	13	0	1	492	13	2	1128	4042
4:15 PM	15	2	1	0	22	4	50	0	20	433	12	0	1	511	18	1	1090	4192
4:30 PM	15	2	3	0	17	2	56	0	16	354	12	0	1	479	21	2	980	4189
4:45 PM	15	2	2	0	13	5	38	0	26	350	16	0	3	502	14	0	986	4184
5:00 PM	20	6	1	0	19	6	54	0	27	308	12	0	2	515	31	1	1002	4058
5:15 PM	16	0	2	0	25	1	66	0	34	358	12	2	0	490	13	1	1020	3988
5:30 PM	26	3	1	0	19	0	51	0	24	345	11	2	1	457	5	0	945	3953
5:45 PM	7	0	1	0	25	1	33	0	21	313	3	1	0	353	16	2	776	3743
<b>Peak 15-Min Flowrates</b>	<b>Northbound</b>				<b>Southbound</b>				<b>Eastbound</b>				<b>Westbound</b>				<b>Total</b>	
All Vehicles	80	20	8	0	336	28	384	0	120	1452	52	0	4	1968	52	8	4512	
Heavy Trucks	4	0	0		4	0	8		12	32	0		0	16	4		80	
Pedestrians		0				0				0				0			0	
Bicycles	0	0	0		0	0	0		0	0	0		0	0	0		0	
Railroad																		
Stopped Buses																		

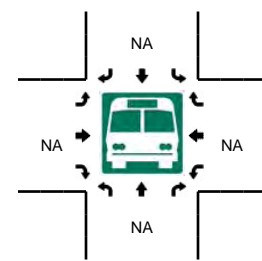
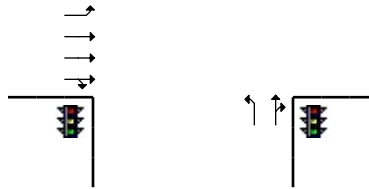
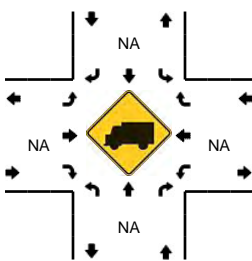
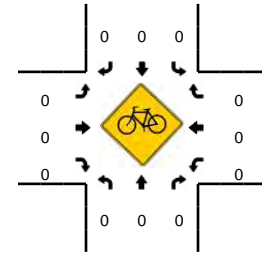
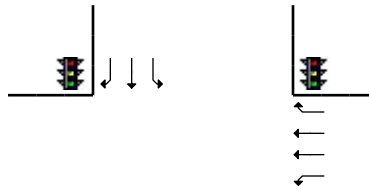
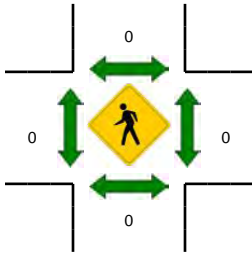
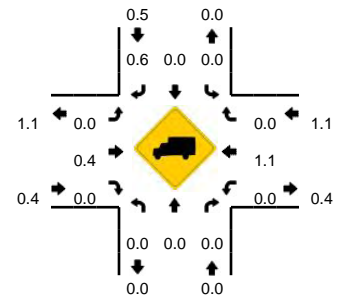
Comments:

**LOCATION:** Squire Pope Rd -- Chamberlin Dr  
**CITY/STATE:** Hilton Head Island, SC

**QC JOB #:** 14613207  
**DATE:** Sat, Feb 10 2018



**Peak-Hour: 3:00 PM -- 4:00 PM**  
**Peak 15-Min: 3:45 PM -- 4:00 PM**



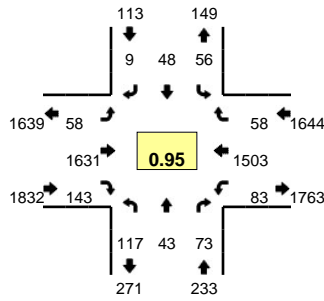
15-Min Count Period Beginning At	Squire Pope Rd (Northbound)				Squire Pope Rd (Southbound)				Chamberlin Dr (Eastbound)				Chamberlin Dr (Westbound)				Total	Hourly Totals
	Left	Thru	Right	U	Left	Thru	Right	U	Left	Thru	Right	U	Left	Thru	Right	U		
2:00 PM	1	0	1	0	11	0	54	0	48	419	2	0	0	399	21	0	956	
2:15 PM	1	0	1	0	7	0	45	0	39	391	1	0	0	445	21	0	951	
2:30 PM	0	0	0	0	13	0	44	0	52	444	1	0	0	452	12	0	1018	
2:45 PM	0	0	1	0	13	0	45	0	52	416	0	0	1	379	6	1	914	3839
3:00 PM	0	1	2	0	5	0	36	0	41	452	1	0	2	370	20	1	931	3814
3:15 PM	0	0	2	0	11	0	47	0	53	469	0	0	1	409	13	0	1005	3868
3:30 PM	1	0	1	0	10	0	41	0	53	432	1	0	1	388	16	1	945	3795
3:45 PM	0	1	2	0	13	0	37	0	48	460	1	0	2	422	21	1	1008	3889

Peak 15-Min Flowrates	Northbound				Southbound				Eastbound				Westbound				Total
	Left	Thru	Right	U	Left	Thru	Right	U	Left	Thru	Right	U	Left	Thru	Right	U	
All Vehicles	0	4	8	0	52	0	148	0	192	1840	4	0	8	1688	84	4	4032
Heavy Trucks	0	0	0		0	0	0		0	12	0		0	20	0		32
Pedestrians	0	0	0		0	0	0		0	0	0		0	0	0		0
Bicycles	0	0	0		0	0	0		0	0	0		0	0	0		0
Railroad																	
Stopped Buses																	

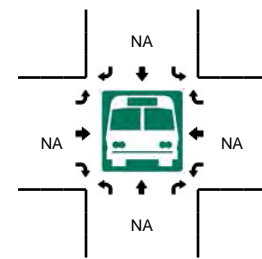
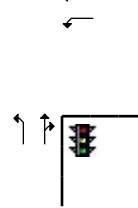
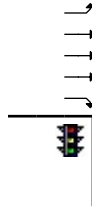
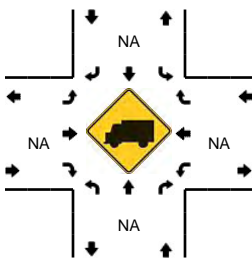
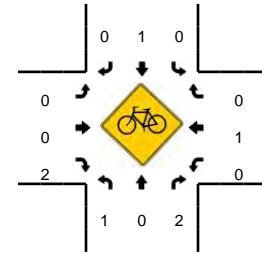
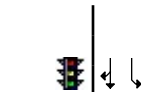
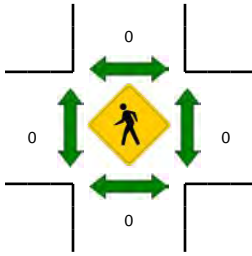
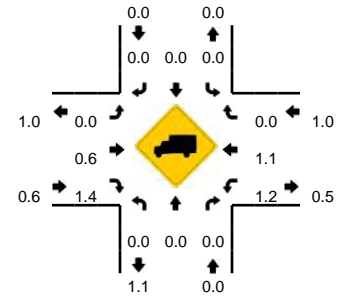
Comments:

**LOCATION:** Wild Horse Rd -- William Hilton Pkwy  
**CITY/STATE:** Hilton Head Island, SC

**QC JOB #:** 14613208  
**DATE:** Sat, Feb 10 2018



**Peak-Hour: 2:30 PM -- 3:30 PM**  
**Peak 15-Min: 3:15 PM -- 3:30 PM**

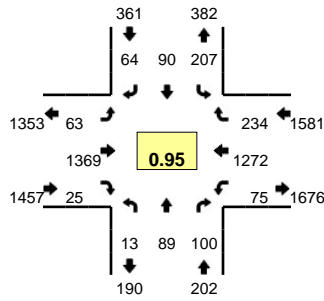


15-Min Count Period Beginning At	Wild Horse Rd (Northbound)				Wild Horse Rd (Southbound)				William Hilton Pkwy (Eastbound)				William Hilton Pkwy (Westbound)				Total	Hourly Totals
	Left	Thru	Right	U	Left	Thru	Right	U	Left	Thru	Right	U	Left	Thru	Right	U		
2:00 PM	26	10	22	0	12	11	2	0	6	409	26	3	18	349	33	6	933	
2:15 PM	29	6	17	0	13	16	4	0	4	379	24	1	24	417	18	6	958	
2:30 PM	32	5	25	0	16	10	0	0	9	401	32	2	25	414	14	1	986	3772
2:45 PM	35	15	19	0	11	14	6	0	12	384	39	2	14	327	17	0	895	
3:00 PM	29	12	10	0	11	13	1	0	11	410	30	3	16	369	15	0	930	3769
3:15 PM	21	11	19	0	18	11	2	0	16	436	42	3	25	393	12	2	1011	3822
3:30 PM	21	12	22	0	12	9	3	0	13	408	26	3	23	327	24	0	903	3739
3:45 PM	24	7	11	0	9	9	7	0	14	413	33	3	20	374	16	1	941	3785
Peak 15-Min Flowrates	Northbound				Southbound				Eastbound				Westbound				Total	
	Left	Thru	Right	U	Left	Thru	Right	U	Left	Thru	Right	U	Left	Thru	Right	U		
All Vehicles	84	44	76	0	72	44	8	0	64	1744	168	12	100	1572	48	8	4044	
Heavy Trucks	0	0	0		0	0	0		0	12	0		0	12	0		24	
Pedestrians	0	0	0		0	0	0		0	0	0		0	0	0		0	
Bicycles	0	0	2		0	0	0		0	0	0		0	0	0		2	
Railroad																		
Stopped Buses																		

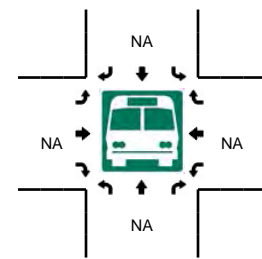
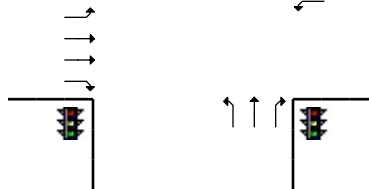
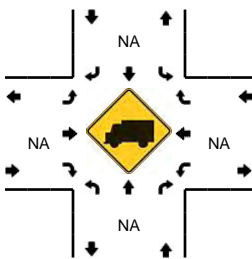
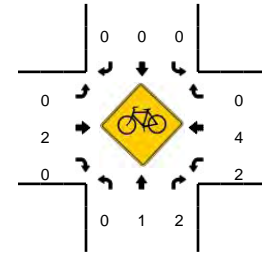
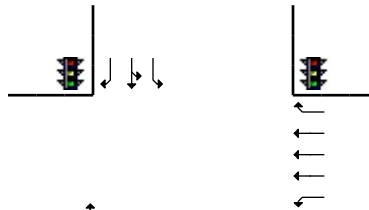
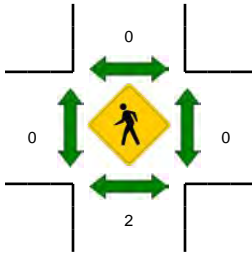
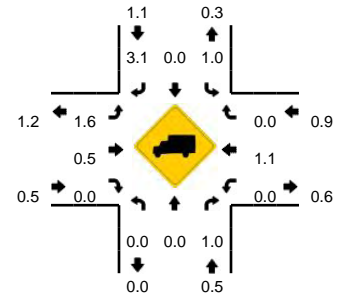
Comments:

**LOCATION:** Gumtree Rd -- William Hilton Pkwy  
**CITY/STATE:** Hilton Head Island, SC

**QC JOB #:** 14613209  
**DATE:** Sat, Feb 17 2018



**Peak-Hour: 3:00 PM -- 4:00 PM**  
**Peak 15-Min: 3:15 PM -- 3:30 PM**

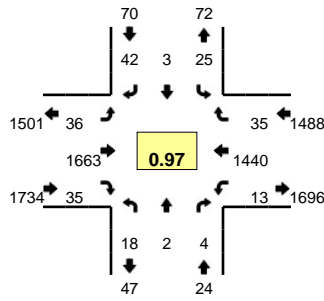


15-Min Count Period Beginning At	Gumtree Rd (Northbound)				Gumtree Rd (Southbound)				William Hilton Pkwy (Eastbound)				William Hilton Pkwy (Westbound)				Total	Hourly Totals
	Left	Thru	Right	U	Left	Thru	Right	U	Left	Thru	Right	U	Left	Thru	Right	U		
2:00 PM	1	13	19	0	60	25	13	0	16	348	1	0	15	288	57	0	856	
2:15 PM	6	19	22	0	62	21	12	0	21	330	3	2	26	320	52	1	897	
2:30 PM	3	22	28	0	61	17	16	0	19	362	2	0	26	311	60	0	927	
2:45 PM	2	17	8	0	70	18	23	0	10	335	7	2	17	290	63	1	863	3543
3:00 PM	2	23	31	0	48	16	14	0	16	323	7	0	26	288	48	0	842	3529
3:15 PM	3	23	25	0	53	20	24	0	18	345	4	1	10	374	51	0	951	3583
3:30 PM	3	24	25	0	51	27	14	0	17	362	4	1	23	310	70	0	931	3587
3:45 PM	5	19	19	0	55	27	12	0	8	339	10	2	16	300	65	0	877	3601
<b>Peak 15-Min Flowrates</b>																		
	<b>Northbound</b>				<b>Southbound</b>				<b>Eastbound</b>				<b>Westbound</b>				<b>Total</b>	
All Vehicles	12	92	100	0	212	80	96	0	72	1380	16	4	40	1496	204	0	3804	
Heavy Trucks	0	0	0	0	4	0	0	0	4	4	0	0	0	24	0	0	36	
Pedestrians	0	0	0	0	0	0	0	0	0	0	0	0	0	0	0	0	0	
Bicycles	0	0	0	0	0	0	0	0	0	0	0	0	2	1	0	0	3	
Railroad																		
Stopped Buses																		

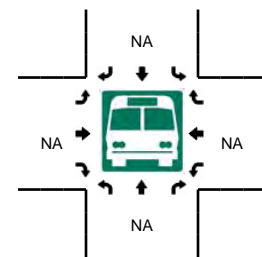
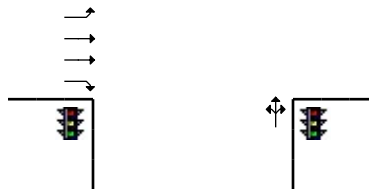
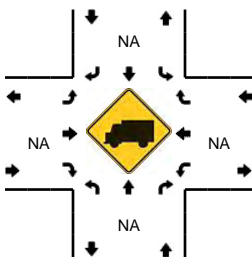
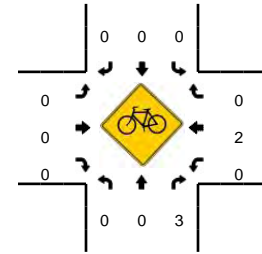
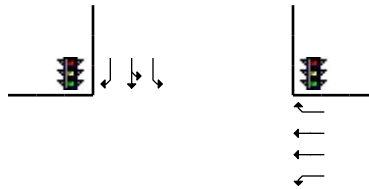
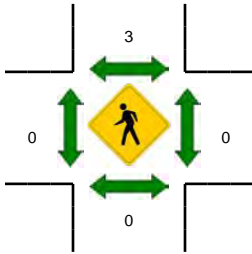
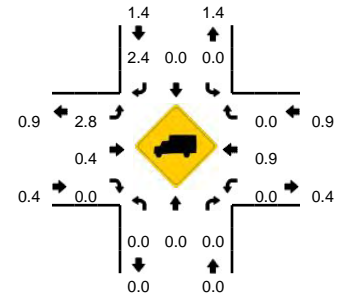
Comments:

**LOCATION:** Wilborn Rd -- William Hilton Pkwy  
**CITY/STATE:** Hilton Head Island, SC

**QC JOB #:** 14613210  
**DATE:** Sat, Feb 17 2018



**Peak-Hour: 2:00 PM -- 3:00 PM**  
**Peak 15-Min: 2:30 PM -- 2:45 PM**

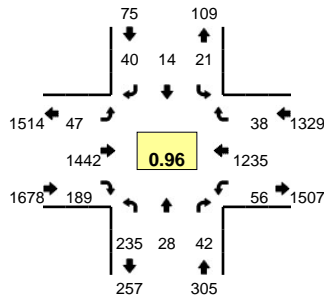


15-Min Count Period Beginning At	Wilborn Rd (Northbound)				Wilborn Rd (Southbound)				William Hilton Pkwy (Eastbound)				William Hilton Pkwy (Westbound)				Total	Hourly Totals
	Left	Thru	Right	U	Left	Thru	Right	U	Left	Thru	Right	U	Left	Thru	Right	U		
2:00 PM	2	0	1	0	7	0	10	0	12	404	6	0	3	343	12	0	800	
2:15 PM	7	1	1	0	13	1	11	0	7	389	10	1	1	378	11	4	835	
2:30 PM	3	0	2	0	1	0	9	0	7	445	9	0	1	367	7	0	851	
2:45 PM	6	1	0	0	4	2	12	0	9	425	10	0	4	352	5	0	830	3316
3:00 PM	6	0	3	0	3	0	11	0	20	375	9	0	1	318	5	3	754	3270
3:15 PM	8	0	4	0	8	2	6	0	22	390	6	0	0	416	5	2	869	3304
3:30 PM	6	0	0	0	8	1	6	0	16	418	8	2	1	378	4	3	851	3304
3:45 PM	9	2	2	0	3	0	7	0	15	406	9	0	2	362	1	2	820	3294
Peak 15-Min Flowrates	Northbound				Southbound				Eastbound				Westbound				Total	
	Left	Thru	Right	U	Left	Thru	Right	U	Left	Thru	Right	U	Left	Thru	Right	U		
All Vehicles	12	0	8	0	4	0	36	0	28	1780	36	0	4	1468	28	0	3404	
Heavy Trucks	0	0	0		0	0	0		0	8	0		0	8	0		16	
Pedestrians		0				0				0				0			0	
Bicycles	0	0	2		0	0	0		0	0	0		0	2	0		4	
Railroad																		
Stopped Buses																		

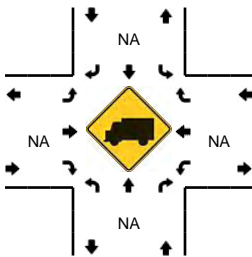
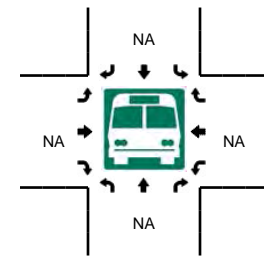
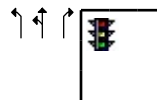
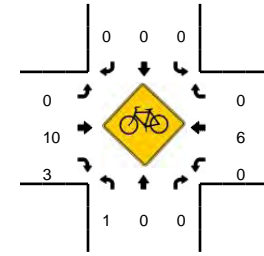
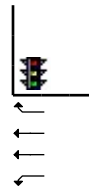
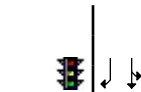
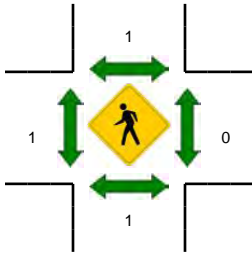
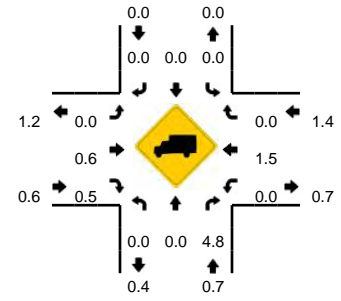
Comments:

**LOCATION:** Museum St -- William Hilton Pkwy  
**CITY/STATE:** Hilton Head Island, SC

**QC JOB #:** 14613211  
**DATE:** Sat, Feb 17 2018



**Peak-Hour: 2:00 PM -- 3:00 PM**  
**Peak 15-Min: 2:30 PM -- 2:45 PM**



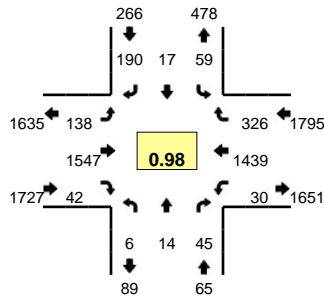
15-Min Count Period Beginning At	Museum St (Northbound)				Museum St (Southbound)				William Hilton Pkwy (Eastbound)				William Hilton Pkwy (Westbound)				Total	Hourly Totals
	Left	Thru	Right	U	Left	Thru	Right	U	Left	Thru	Right	U	Left	Thru	Right	U		
2:00 PM	41	6	11	0	3	2	8	0	8	350	45	0	10	314	10	0	808	
2:15 PM	59	7	12	0	5	4	9	0	12	337	45	1	14	329	10	0	844	
2:30 PM	75	6	10	0	7	3	12	0	15	378	55	2	16	295	9	1	884	
2:45 PM	60	9	9	0	6	5	11	0	8	377	44	1	14	297	9	1	851	3387
3:00 PM	52	4	13	0	1	5	14	0	9	326	51	1	4	278	12	0	770	3349
3:15 PM	54	12	12	0	1	3	15	0	5	352	35	0	10	347	10	0	856	3361
3:30 PM	48	6	18	0	2	4	7	0	7	370	42	3	13	332	11	0	863	3340
3:45 PM	66	5	8	0	5	1	4	0	15	359	53	0	6	303	8	0	833	3322

Peak 15-Min Flowrates	Northbound				Southbound				Eastbound				Westbound				Total
	Left	Thru	Right	U	Left	Thru	Right	U	Left	Thru	Right	U	Left	Thru	Right	U	
All Vehicles	300	24	40	0	28	12	48	0	60	1512	220	8	64	1180	36	4	3536
Heavy Trucks	0	0	4		0	0	0		0	8	0		0	12	0		24
Pedestrians		4				0				0				0			4
Bicycles	0	0	0		0	0	0		0	2	1		0	2	0		5
Railroad																	
Stopped Buses																	

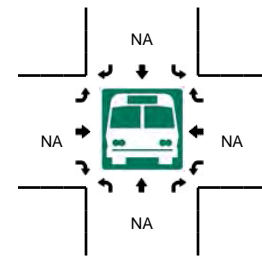
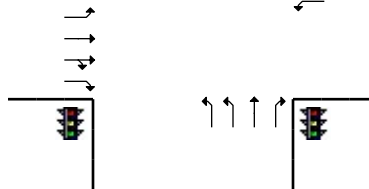
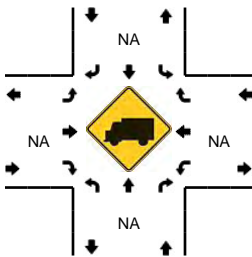
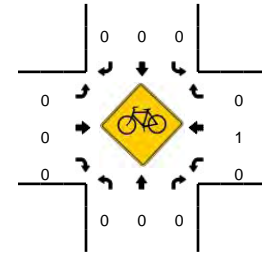
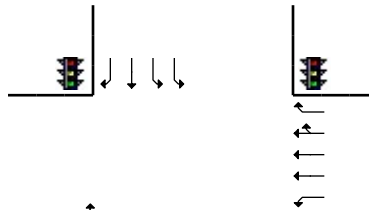
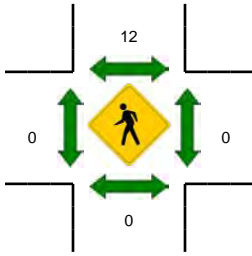
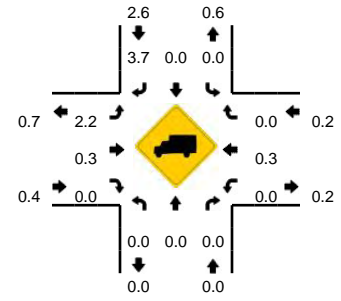
Comments:

**LOCATION:** Whooping Crane Way -- William Hilton Pkwy  
**CITY/STATE:** Beaufort, SC

**QC JOB #:** 14613212  
**DATE:** Sat, Feb 17 2018



**Peak-Hour: 2:45 PM -- 3:45 PM**  
**Peak 15-Min: 3:30 PM -- 3:45 PM**

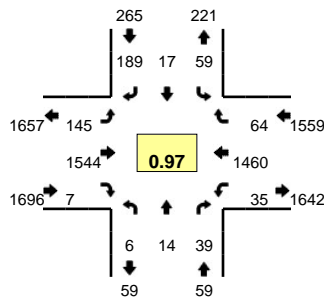


15-Min Count Period Beginning At	Whooping Crane Way (Northbound)				Whooping Crane Way (Southbound)				William Hilton Pkwy (Eastbound)				William Hilton Pkwy (Westbound)				Total	Hourly Totals
	Left	Thru	Right	U	Left	Thru	Right	U	Left	Thru	Right	U	Left	Thru	Right	U		
2:00 PM	1	3	4	0	15	8	48	0	32	409	8	0	6	352	76	0	962	
2:15 PM	1	4	9	0	23	6	45	0	23	360	7	0	9	415	74	0	976	
2:30 PM	0	3	4	0	12	2	37	0	43	385	9	0	10	308	62	2	877	
2:45 PM	0	2	14	0	12	1	39	0	36	426	9	0	7	336	81	0	963	3778
3:00 PM	2	3	10	0	16	4	55	0	40	376	9	0	10	351	77	0	953	3769
3:15 PM	3	4	10	0	13	3	43	0	29	369	12	0	6	373	86	0	951	3744
3:30 PM	1	5	11	0	18	9	53	0	33	376	12	0	7	379	82	0	986	3853
3:45 PM	4	5	8	0	26	8	47	0	30	389	11	0	7	343	79	0	957	3847
<b>Peak 15-Min Flowrates</b>	<b>Northbound</b>				<b>Southbound</b>				<b>Eastbound</b>				<b>Westbound</b>				<b>Total</b>	
All Vehicles	4	20	44	0	72	36	212	0	132	1504	48	0	28	1516	328	0	3944	
Heavy Trucks	0	0	0		0	0	0		0	12	0		0	4	0		16	
Pedestrians	0	0	0		0	0	0		0	0	0		0	0	0		0	
Bicycles	0	0	0		0	0	0		0	0	0		0	0	0		0	
Railroad																		
Stopped Buses																		

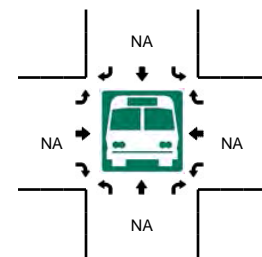
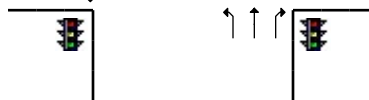
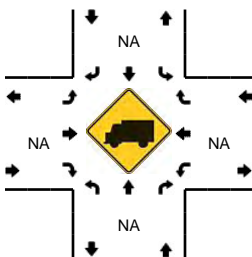
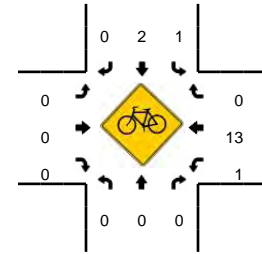
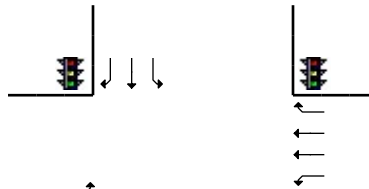
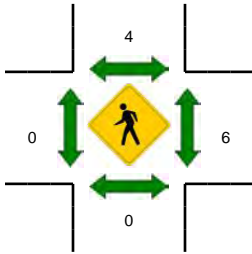
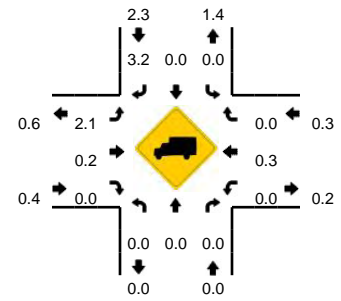
Comments:

**LOCATION:** Beach City Rd -- William Hilton Pkwy  
**CITY/STATE:** Hilton Head Island, SC

**QC JOB #:** 14613213  
**DATE:** Sat, Feb 17 2018



**Peak-Hour: 2:45 PM -- 3:45 PM**  
**Peak 15-Min: 3:30 PM -- 3:45 PM**



15-Min Count Period Beginning At	Beach City Rd (Northbound)				Beach City Rd (Southbound)				William Hilton Pkwy (Eastbound)				William Hilton Pkwy (Westbound)				Total	Hourly Totals
	Left	Thru	Right	U	Left	Thru	Right	U	Left	Thru	Right	U	Left	Thru	Right	U		
2:00 PM	1	3	8	0	15	8	47	0	30	409	0	0	6	351	17	0	895	
2:15 PM	1	4	5	0	18	5	45	0	30	362	2	1	10	421	21	0	925	
2:30 PM	0	3	7	0	17	2	37	0	35	385	1	0	7	324	10	2	830	
2:45 PM	0	2	11	0	12	1	40	0	36	421	0	1	10	343	19	0	896	3546
3:00 PM	2	3	5	0	16	4	53	0	41	368	2	0	10	360	17	0	881	3532
3:15 PM	3	4	9	0	13	3	44	0	31	375	4	0	7	374	16	0	883	3490
3:30 PM	1	5	14	0	18	9	52	0	35	380	1	1	8	383	12	0	919	3579
3:45 PM	4	5	10	0	26	8	48	0	28	380	10	0	16	345	9	1	890	3573
Peak 15-Min Flowrates	Northbound				Southbound				Eastbound				Westbound				Total	
	Left	Thru	Right	U	Left	Thru	Right	U	Left	Thru	Right	U	Left	Thru	Right	U		
All Vehicles	4	20	56	0	72	36	208	0	140	1520	4	4	32	1532	48	0	3676	
Heavy Trucks	0	0	0		0	0	0		4	12	0		0	4	0		20	
Pedestrians	0	0	0		0	0	0		0	0	0		0	0	0		0	
Bicycles	0	0	0		0	0	0		0	0	0		0	1	0		1	
Railroad																		
Stopped Buses																		

Comments: